


What does 4u8i relay protection mean





Overview

When one device performs several protective functions, it is typically denoted "11" by the standard as a "Multifunction Device", but ANSI Device Numbers are still used in documentation like single-line diagrams or schematics to indicate which specific functions are performed by that device. • 1 - Master Element • 2 - Time-delay Starting or Closing Relay • 3 - Checking or Interlocking Relay, complete Sequence • 4 - Master Protective. A suffix letter or number may be used with the device number; for example, suffix N is used if the device is connected to a Neutral wire (example: 59N in a relay is used for protection against Neutral Displacement); and suffix.



What does 4u8i relay protection mean

000000




8 typical transformer protection schemes with correctly selected relays

Backup protection is provided by distance protection relay (7SA52 and 7SA6), each "looking" with an instantaneous first zone about 80 % into the transformer and with a time-delayed

Basic protection relay knowledge

Protection is needed to detect electrical faults and abnormal operating conditions. Protection is also needed for protecting people and property around the power network. The protected zone is the part



What Are ANSI Relay Numbers? The Complete C37.2 Code List

Verifies that two electrical systems are synchronized before allowing them to be connected. Operates when the voltage drops below a predetermined threshold. Used to protect equipment from

Protection Relay

In the design of electrical power systems, the ANSI Standard Device Numbers denote what features a protective device supports (such as a relay or



ANSI (IEEE) Protective Device Numbering

The widely used United States standard ANSI/IEEE C37.2 'Electrical Power System Device Function Numbers, Acronyms, and Contact Designations' deals with protective device

Line protection distance relay

A Zone-2 trip on a distance relay indicates a fault, usually in the last 20% of the protected line or just beyond the remote bus. It operates with a slight time delay (typically 0.3-0.4s) to allow




A quick guide for ANSI relay protection codes

In this article, I combined all the main IEEE/ANSI definitions for protection elements, possible extensions, and meanings behind them. Feel free to share and spread the knowledge.



Understanding Protection Relays: Importance and

Discover the importance of protection relays in safeguarding electrical equipment. Learn about types like single-phase, three-phase, voltage, and



Protection and Control Device Numbers and Functions

A relay that operates in response to the position of a number of other devices (or to a number of predetermined conditions) in equipment to allow an operating sequence to proceed, to stop, or to

Protective Relaying Terminologies Definition

Protective Relaying Terminologies Definition: The various terminologies used in the protective relaying are, Protective Relay Relay Time Breaker Time Pickup Pickup



Understanding Protective Relays in Electrical Power Systems

Explore the world of protective relays and their vital role in ensuring the safety and reliability of electrical power systems.




SIEMENS SIPROTEC 4 PROTECTION DEVICE

View and Download Siemens SIPROTEC 4 manual online. Voltage and Frequency Protection. SIPROTEC 4 protection device pdf manual download. Also for:



Product Wiring Diagram



Types of Protective Relays

This article covers various types of protective relays, such as overcurrent, directional, and differential relays, highlighting their operating characteristics and applications

Intro to Relays #2

Intro to Relays #1 - What are Relays, CTs, & PTs?
Intro to Relays #2 - ANSI/IEEE Relay Device Numbers (below on this page) Intro to Relays #3 - What does SEL stand for? Relay




What Are ANSI Relay Numbers? The Complete C37.2 Code List

Understanding power system protection requires familiarity with ANSI standard relay numbers. These codes, detailed in the IEEE C37.2 standard, offer a standardized way to identify the function of



Protection Relay Types and Testing Procedures

Discover the types of protection relays, their applications, and essential testing procedures to ensure grid reliability and safety. Learn about



Basic protection relay knowledge

Coordination and grading Protection is needed to detect electrical faults and abnormal operating conditions. Protection is also needed for protecting people and property around the power network.

Power System Protective Relays: Principles & Practices

Protective relays and devices have been developed over 100 years ago to provide "lastline"of defense for the electrical systems. They are intended to quickly identify a fault and isolate it so the balance of




Protection relays

Protection relays Numerical relays are based on the use of microprocessors. The first numerical relays were released in 1985. A big difference between conventional



ANSI Codes for Protection Relays , PDF , Relay , Switch

Some common codes include 50 for instantaneous overcurrent protection, 59 for overvoltage protection, and 87 for differential relay protection often used for


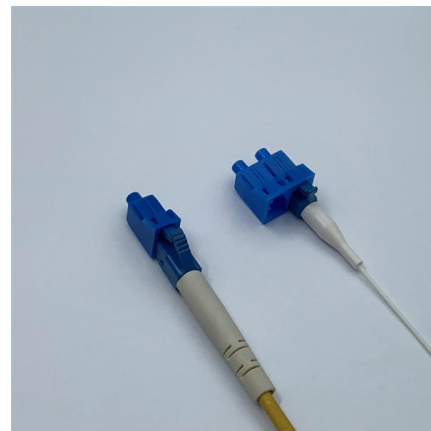


Understanding Protective Relays in Power Systems

Protective relays are critical components in power systems, providing essential protection for various elements such as generator sets, outgoing feeder

Protective Relay Basics

Traditionally, protective relays were electromechanical devices utilizing induction disk, coils, contacts, and solenoid elements to determine protective characteristics.




Differential Protection Relay : Numerical Relays

Transformer Differential protection relay configuration along with its Slope characteristics explained here. This relay protects from all in zone faults.



Intro to Relays #2

Protective Relays are an advanced area of electrical engineering and contracting that can be intimidating, but they don't have to be! This series of 3 articles will introduce basic relaying to the



ANSI (IEEE) Protective Device Numbering

Protective relays are commonly referred to by standard device numbers. For example, a time overcurrent relay is designated a 51 device, while an instantaneous overcurrent is a 50 device.

Understanding Protection Relays - 50, 50N, 51, 51N

Learn about Understanding Protection Relays and how they prevent damage to electrical systems due to overcurrent and faults.



Automotive Relay Guide

What is a Relay? What is a car relay? In the most simple terms an automotive relay is an electronically operated switch. The type most commonly



Understanding Relays & Wiring Diagrams

Firstly using a relay means the switching circuit does not require a high current rated switch or cable which reduces cost and weight. Secondly, relays can be



Table of ANSI IEEE Standard Device Numbers

This table details ANSI IEEE Standard Device Numbers as used for protective relaying in North America. Suffixes for numbers are also suggested.



Contact Us

For datasheets, pricing, or custom high-speed optical interconnect solutions, please visit:
<https://www.syropy.com.pl>