

The function of the feed sensor in a spectrometer





Overview

The optical detector records the intensity of the light that reaches it as a function of its wavelength.



The function of the feed sensor in a spectrometer



Spectrophotometer: Principle, Parts, Types, and Uses

Spectrophotometer: Principle, Parts, Types, and Uses Principle of Spectrophotometer A spectrophotometer is based on the Beer-Lambert law,

LET'S BUILD A SPECTROMETER

It will allow analysis of materials, including food and drink, through the spectrum obtained with a light stimulus and a sensor, and shown on the serial



Spectrometer Basics

What is the function of the Optical Spectrometer? The spectrometer is now a common scientific instrument used to determine characteristic information about

Spectrometer

A spectrometer is any instrument used to view and analyze a range (or a spectrum) of a given characteristic for a substance (e.g., a range of mass-to-charge values)



Spectrophotometer

A sensor, which will detect the intensity of light (our photoresistor or photodiode) The light must pass through the sample and into the sensor and it all should be



Near-infrared reflectance spectroscopy using a portable

In conclusion, NIRS calibrations for a portable handheld Telspec NIRS spectrometer could be developed to measure important nutritional attributes of



Full text of "NEW"

Full text of "NEW" See other formats Word . the, > < br to of and a : " in you that i it he is was for - with) on (? his as this ; be at but not have had from will are they -- ! all by if him one your



1.6: Spectrophotometry

Learning Objectives Goals: Identify the main features on the spectrophotometer and define their functions. Use a spectrophotometer to obtain an absorbance




redundancy_reduction_longdoc/vocabulary_ pubmed.json at master ·

This is the official code for the paper 'Systematically Exploring Redundancy Reduction in Summarizing Long Documents'. - Wendy-Xiao/redundancy_reduction_longdoc

NIR technology for routine analysis of food and

For quantitative measurements of feed, a so-called scanning grating monochromator instrument is a proven choice. It is ideal for quantitative measurements across a



SCiO Pocket NIR Spectrometer brings smart feed analysis to everyone

By deploying SCiO, you can now easily adapt feeding strategies to improve animal wellbeing and quality of food, and mitigate potential environmental impacts through a sustainable



5 How the spectrometer works

NMR spectrometers have now become very complex instruments capable of performing an almost limitless number of sophisticated experiments. However, the really important parts of the




coinkit/coinkit/words.py at master · mflaxman/coinkit · GitHub

Cryptocurrency wallet interfaces for Bitcoin, Litecoin, Namecoin, Peercoin, and Primecoin. - mflaxman/coinkit

Spectrometer

A spectrometer is an instrument used in spectroscopy that consists of a radiation source, a monochromator, and a transducer. It emits radiation of various frequencies within a specific region of



Detection of Meat Adulteration Using Spectroscopy-Based Sensors

The objective of this work was to assess the potential of spectroscopy-based sensors in detecting fraudulent minced meat substitution, specifically of (i) beef with bovine offal and (ii) pork with chicken





What Is a Spectrometer

What is a spectrometer? It might be just what you need for chemical testing. We'll explain what it is, how it works, applications, benefits and more.



Spectrophotometer Instrumentation

Spectrophotometer Instrumentation A spectrophotometer is made up of two instruments: a spectrometer and a photometer. The spectrometer is to produce



What Is a Spectrophotometer? How It Works & Types

Chapter 6: Comparative Analysis: Placing the Spectrophotometer in Context The world of spectroscopy is filled with instruments whose names and functions can



Spectrometer


Figure 3. Schematic diagram of (a) single-beam spectrometer. The spectral output is a plot showing the extent of absorption as a function of the range of frequencies (or wavelength) that strike the





Spectrometer

Optical spectrometers (often simply called "spectrometers"), in particular, show the intensity of light as a function of wavelength or of frequency. The different



What is a Spectrometer and How Does it Work?

In this article, we will explore what a spectrometer is, how it works, and the different types of spectrometers used in scientific research. We will also



How an FTIR Spectrometer Operates

FTIR spectrometers (Fourier Transform Infrared Spectrometer) are widely used in organic synthesis, polymer science, petrochemical engineering,




The ultimate guide to spectrometer integration

The external influences can cause the position of the optical elements inside the spectrometer to shift from their nominal position which in turn causes the spectrometer to go out of wavelength calibration



The workings of a spectrometer , Description, Example & Application

The Workings of a Spectrometer A spectrometer is an instrument that measures the amount of light absorbed or emitted by a sample as a function of wavelength. It is a useful tool in



Spectrometer

Besides the two main characteristics of a spectrometer --namely, collecting power and resolution--there are a number of other features that determine the potentialities of a particular

What is a Spectrometer?

Raman Spectrometer Raman spectrometers are used to measure the Raman scattering of light from a sample. The design of a typical Raman



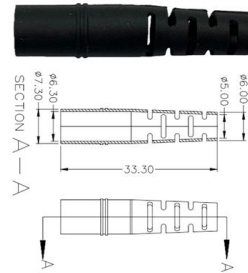
What Is a Mass Spectrometer & How Does It Work?

Mass spectrometry (often abbreviated as mass spec) is a powerful analytical technique used to determine the mass of molecules in a sample. A



Spectrometer

Spectrometers are used in astronomy to analyze the chemical composition of stars and planets, and spectrometers gather data on the origin of the universe.



Contact Us

For datasheets, pricing, or custom high-speed optical interconnect solutions, please visit:
<https://www.syropy.com.pl>