

Step 7 Update the FC interface





Step 7 Update the FC interface



How to update FB in CFC editor , CFC for PCS 7 and

We want to check how to update an FB in CFC editor when its interface changed. Interface of the FB is the Input, outputs, inputs/outputs and

How do you update the STEP 7 hardware catalog in

If you have selected the "Show supplied hardware updates" option, updates that have already been installed with the current STEP 7 version are also



Updating the block interface

All used PLC data types and multiple instances as well as the related instance data blocks will be updated. Explicit updating of the block interface
To explicitly update the block interface,

Programming with STEP 7

The manual is intended for people who are involved in carrying out control tasks using STEP 7 and SIMATIC S7 automation systems. We recommend that you familiarize yourself with the examples in



Problem Step7 5.6 Windows 10

Hello to all the forum, I have a problem with the siemens Step 7 5.6 software on Windows 10 64 bit build 1803, in other words I have no interfaces



SIMATIC STEP 7 CFC V19.0 Software Updates

This entry provides the software SIMATIC STEP 7 CFC V19.0 including the latest updates.



WebiTelecomms Cabling

Siemens block interface change and associated DB change

In Siemens Step 7, when I modify the interface of an FB and save, a conflict arises between the FB and the associated instance DB.



My question is how to set the pc/pg interface in Step 7? I know the PLC's IP but it seems that the program is unavailable to find the PLC in the list of available devices. I am using TCP/IP



How do you update invalid block calls (time stamp conflicts) in calling

1. General If you make changes to a block which is called in another block, or if you change a UDT definition which is used in a DB, FC, FB or in another UDT, this gives rise to a time

STEP 7 TIA Portal - Siemens PLC Programming Software

All configuration and programming tools required for generating a safety-oriented program are integrated into the STEP 7 user interface. Take advantage of all the benefits of the TIA Portal for your fail-safe



SC13. Monitor FB or FC in a Specific Call in Siemens STEP 7

This video introduces how to monitor the inside of the Function Block (FB) or Function (FC) in a specific call in Siemens STEP 7 for online logic troubleshooting.



Updates for STEP 7 V17, S7-PLCSIM V17 and WinCC V17

After each installation of STEP 7 V17 or WinCC V17, the latest update needs to be installed. You can find updates for HMI Operator Panels (Panel Images) in the following entry 109746530





How do you load the IEC standard functions FC3, FC6,

First open the "Views" window in the LAD/FBD/STL editor via "View > Overviews". Then the overview of the "Program Elements" and the "Call Structure" is

SIMATIC CFC for S7

This chapter "First Steps" is intended as a primer for newcomers to CFC who want to get to know the package quickly. The example is divided into various tasks and guides you step-by-step from the





Configuring Hardware and Communication Connections STEP 7

Go to your STEP 7 program folder in the Start menu and select the entry Install Hardware Updates or select the menu command Options > Install HW Updates in HW Config.



Updating the block interface

If you change or delete PLC data types or multiple instances that are used in the block interface, the interface will become inconsistent. To remedy this inconsistency, the interface has to



CFC for SIMATIC S7 (V9.0 SP7)

CFC (Continuous Function Chart) is an editor with a graphical user interface, an extension based on the STEP 7 software package. It is used to create the entire software structure of the CPU and uses pre

Configuring Hardware and Communication Connections STEP 7

STEP 7 offers you support with configuring a station so that a message is generally displayed immediately if, for example, a module cannot be inserted in the slot you want to insert it in.



Liste der Verträglichkeit von SIMATIC Optionspaketen mit den

Compatibility list of the Windows operating systems and SIMATIC optional packages with versions of the STEP 7 basic package Legend: X = combination permitted - = combination not permitted (-) =



Changing or updating hardware components

You can update the firmware version of a hardware component to a new version (in as far as available) or possibly use new functions of the hardware components by updating the module description.



Siemens Product Information

TIA Portal Openness: Export and import of CFC plans SIMATIC STEP 7 CFC V18 supports additional CPUs compared to previous versions. Supported data types: As of V18, the

Siemens Product Information

The "Edit > Call > Update" menu command can be used to update any block which has become invalid. The following interface changes in the called block are then automatically updated: Inserting and



Contact Us

For datasheets, pricing, or custom high-speed optical interconnect solutions, please visit:
<https://www.syropy.com.pl>