



## Step 7 Pointer FC Interface





## Step 7 Pointer FC Interface

---



### Transfer AnyPointer To FC in Step 7 , PLCtalk

" STEP 7 restricts the assignment of formal parameters of an FC as actual parameters for the formal parameters of a different FC. You cannot, for example, assign parameters with complex

### In STEP 7 V5.x, with a function, how do you load the

Fig. 04 shows an example of how data of the ANY variable (IN variable) can be transferred in an FC. The data is transferred from address register AR1 for further



### POINTER (S7-300, S7-400, S7-1500)

Enter the actual value without prefix P# in the block call to supply a formal parameter of the POINTER data type. The entry is then automatically converted to the POINTER format.

### Variable Pointer Bzw. Any Für Übergabe An Fc Oder Fb

Variable POINTER bzw. ANY für Übergabe an FC oder FB Variable POINTER bzw. ANY In STEP 7 ab Version 1 besteht die Möglichkeit, einen POINTER bzw. ANY in der VAR\_TEMP zu definieren. Die




### Programming with STEP 7

The manual is intended for people who are involved in carrying out control tasks using STEP 7 and SIMATIC S7 automation systems. We recommend that you familiarize yourself with the examples in

### Using the ANY pointer to the parameters of a function in

The attached download includes the STEP 7 project with the function described above and the function call in S7-SCL. There are two separate stations created in



### Working with STEP 7

The STEP 7 training courses provide you with in-depth knowledge above and beyond the contents of this Getting Started manual, teaching you how entire automation solutions can be created with STEP 7.



## SIMATIC Working with STEP 7

The STEP 7 training courses provide you with in-depth knowledge above and beyond the contents of this Getting Started manual, teaching you how entire automation solutions can be created with STEP 7.




### Pointer code analysis for an FB in STL STEP 7

In this example, a section of an FB is shared. We try to re-construct and simulate the situation here is great siemens pointer tutorial in STL within STEP 7 Platform.

### Videos Von Step 7 Any Pointer In Scl Bearbeiten Unterschied Fc/Fb

Step 7 FB und FC Erläuterung Difference between FB and FC's Funktionsbausteine FB oder Systemfunktionsbausteine SFB sind wie die Funktionen (FC, SFC) Unterprogramme.



### How to use Siemens pointers as input of FC in STEP 7 , S7-300

This demo shows how to use pointer as input of FC in SIEMENS STEP 7. The pointer is the exact channel on Q output modules and a fix number of channels are S



## Step 7 Any Pointer In Scl Bearbeiten Unterschied Fc/Fb

Programmorganisationseinheiten (POE) in STEP 7  
Wichtig für die Auswahlentscheidung zwischen  
FB und FC ist: Ein FB muss verwendet werden,  
wenn ein speicherndes Verhalten einer



## Step 7 Pointer Auf Fc-Ausgang - Step 7: ANY pointer parameter

In STEP 7 Trainingskursen können Sie über das  
Getting Started hinaus Ihr Know-how vertiefen  
und lernen, wie komplette  
Automatisierungslösungen mit STEP 7 erstellt  
werden.

## Tia or Step 7 pointer on function , PLCtalk

Hello, Is it possible to perform operation like  
pointer on function. Regardless of value inside  
pointer or what ever variable I want to call  
certain FC. Call FCX Can X be variable?



## Siemens S7 ANY pointer , Automation & Control Engineering Forum

Maybe you could help me here. How do you use  
the S7 ANY pointer with the BLKMOV to move a  
UDT to a peripheral Output Address area? Any  
pointers dont seem to like addresses in this



## Variable Pointer Bzw. Any Für Übergabe An Fc Oder Fb

Siemens Sinumerik 840D SI Online-Anleitung: Variable Pointer Bzw. Any Für Übergabe An Fc Oder Fb, Beispiel 1: Any-Parameter Über Eine Auswahlliste An Einen Anderen Fb (Fc) Übergeben. Variable



## How do you load the IEC standard functions FC3, FC6,

Instructions: The IEC standard functions FC3, FC6, FC7 and FC8 are in the 'Standard Library' of STEP 7. The following instructions are for the following

## SIMATIC STEP 7 CFC V18

When the "Interface" area is hidden, enlarge the area with the mouse or click the unhide icon: New parameters can be added, modified or deleted in the Input, Output, InOut sections of the chart interface.



## Variable Pointer Bzw. Any Für Übergabe An Fc Oder Fb

Siemens Sinumerik 840D SI Online-Anleitung: Variable Pointer Bzw. Any Für Übergabe An Fc Oder Fb. Variable Pointer Bzw. Any In Step 7 Ab Version 1 Besteht Die Möglichkeit, Einen Pointer Bzw. Any In



### In STEP 7 V5.x, with a function, how do you load the address of the

When you load the ANY pointer into address register AR1 and into address register AR2, you must note the following for function blocks and functions: In the case of an FB, the transferred



### A detailed explanation of the POINTER data type in STEP7.

If a function block (FB or FC) parameter is of pointer type, when assigning a value to the parameter, the "P#" symbol can be omitted (you can choose not to omit it if you're not feeling lazy),



### Siemens STEP 7 Manual

Siemens STEP 7 Manual provides comprehensive guidance on programming with STEP 7, including installation, configuration, and creating control programs. Download the manual in PDF format.



## Contact Us

---

For datasheets, pricing, or custom high-speed optical interconnect solutions, please visit:  
<https://www.syropy.com.pl>