

Spectrometer and Heavy Metal Detector





Overview

Based on summarizing the spatial distribution of heavy metals in the environment, this review introduces heavy metal detection technologies such as inductively coupled plasma mass spectrometry/atomic emission spectrometry, atomic absorption spectrometry, atomic. Onsite screening of heavy metal contaminated samples along with location-based automation data collection is a tedious job. This review highlights the new approach to low-cost, rapid, selective, sensitive, and accurate detection of heavy metal ions in ecosystems (soil, water, air) and consumable products.



Spectrometer and Heavy Metal Detector




Electrochemical and Colorimetric Nanosensors for

Specifically, the review highlights low-cost, portable, and recent advances in smartphone-operated screen-printed electrodes (SPEs), plastic chip SPES, and

Ultra-portable, smartphone-based spectrometer for heavy metal

Another very interesting effort has been observed to detect multiple heavy metal contamination in drinking water samples using a chemically functionalized microfluidic-based platform.



Ultra-portable, smartphone-based spectrometer for heavy metal

Presented solution combines off-the-shelf available chemical kits for heavy metal detection and developed spectrometer-based readout for concentration prediction, quality judgment,

Ultra-portable, smartphone-based spectrometer for heavy metal

This manuscript reports an ultra-portable, rapid, cost-effective, and easy-to-use solution for onsite heavy metal concentration measurement in drinking water samples.



X-ray fluorescence

A X-ray fluorescence spectrometer with automated sample feed in a cement plant quality control laboratory XRF scanning of the Rembrandt painting Syndics of the



A screening method for heavy metals in consumer goods using

Subsequently, authentic samples were analyzed qualitatively. Reactive DESI-MS was able to detect lead and cadmium in eight out of nine consumer goods. For tableware, these heavy



Analyzing Contamination of Heavy Metals

In this chapter, we focused on instrumentation, sample preparation, methodology and analysis of different heavy metals by atomic absorption spectrometry (AAS) and Atomic fluorescence






Recent advances in instrumental techniques for heavy metal

Heavy metals (HMs) are ubiquitous; they are found in soil, water, air, and all biological matrices. The toxicity, bioaccumulation potential, and deleterious effects of most of these metals on



From contamination to detection: The growing threat of heavy metals

Novel spectrometric methods detected heavy metal contamination in different biological and environmental samples. ICP-MS provides high sensitivity for heavy metals in soil and water.



Ultra-portable, smartphone-based spectrometer for heavy metal

Heavy metals are very toxic and hazardous for human health. Onsite screening of heavy metal contaminated samples along with location-based automation data collection is a tedious job.



Advancement in sensory identification of heavy metal contamination in

Hence, the primary aim of this review literature is to assess and discuss the technologies used for the detection and quantification of heavy metals and also endeavours to shed light on the





Electrochemical and Colorimetric Nanosensors for

In addition, the review discusses the advantages and challenges of the current electrochemical and colorimetric nanosensors protocol for heavy metal



Optical imaging spectroscopy coupled with machine

This review (a): summarizes the progress of advanced optical imaging spectroscopy techniques coupled with artificial neural network algorithms for plant

Detecting trace levels of heavy metals in

Many have sought to modify inductively-coupled plasma spectroscopy (ICP): Zachariadis and Michos combined ICP with atomic emission spectrometry for multi-element, trace-level



Electrochemical Sensors for Heavy Metal Ion Detection in Aqueous

Standard analytical methods like atomic absorption spectroscopy, atomic fluorescence spectroscopy, and X-ray fluorescence spectroscopy are used to detect HMIs. But these methods



Electrochemical and Colorimetric Nanosensors for

Conventional Heavy Metal Ion Analysis and Trace Element Detection Methods Notable progress has been made in developing capable analytical protocols for



Detecting Heavy Metals in Runoff Water Using UV-Vis

Laboratory professionals frequently monitor environmental safety by detecting heavy metals in runoff water using UV-Vis spectrophotometers. While

Review of the distribution and detection methods of

Based on summarizing the spatial distribution of heavy metals in the environment, this review introduces heavy metal detectio.



Recent Developments in Heavy Metals Detection:

Some traditional techniques for detecting heavy metals, such as spectroscopy, mass spectrometry, and electrochemical techniques, are widely

Infrared Spectroscopy: Beam Splitters and



Detector Physics Explained

Infrared spectroscopy sits at the heart of identifying and studying molecular structures, but honestly, its precision hinges on how well the instrument manages light. Two components really



Surface enhanced Raman spectroscopy as a new spectral technique

Four newly synthesized poly (propylene amine) dendrimers from first and second generation modified with 1,8-naphthalimide units in the dendrimer periphery have been investigated

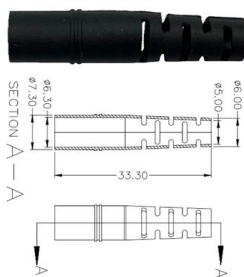
Development of an Online Soil Heavy Metal Batch Detection System

ABSTRACT X-ray fluorescence (XRF) is often used to detect metal content in soil. We've developed a soil heavy metal batch online detection system for efficiently analyzing large quantities of soil



Electrochemical Sensors for Heavy Metal Ion Detection in Aqueous

Heavy metal ions (HMIs) are very harmful to the ecosystem when they are present in excess of the recommended limits. They are carcinogenic in nature and can cause serious health





Optical imaging spectroscopy coupled with machine

Detecting the content of heavy metals in plant roots by spectroscopy is an assistant in explaining its accumulation mechanism, determine its effect,



Portable XRF Spectrometer for soil heavy metal

Overview The Portable XRF Spectrometer for soil heavy metal analysis is a versatile, handheld device used for detecting and quantifying heavy metals in soil samples.

Spectrograph vs Spectrometer: Understanding the Difference

A spectrometer is a precision instrument that measures the intensity of light at specific wavelengths within a spectrum. Unlike a spectrograph, which records the entire spectrum as an image, a



XRF Spectrometers and Metal Analyzers , Worldoftest

XRF Spectrometers & Metal Analyzers - Advanced Elemental Analysis for Accurate Material Identification XRF Spectrometers and Metal Analyzers are primarily used



Analytical Techniques for Heavy Metal Analysis

Advances in analytical technology have yielded innovative approaches for HM analysis. X-ray Fluorescence (XRF) and Laser-Induced Breakdown Spectroscopy



Contact Us

For datasheets, pricing, or custom high-speed optical interconnect solutions, please visit:
<https://www.syropy.com.pl>