

# **Spectrometer OCA Mode**





## Spectrometer OCA Mode

---



### How Does a Spectrometer Work? Principles Explained

How Does a Spectrometer Work? Principles Explained An optical spectrometer, like the Ossila USB spectrometer, is the most common type. They take light, separate it by wavelength and create a

### ORCA Input Library

- The very cheap (and not very accurate) semi-empirical method PM3 is used here (all these calculations can be run in seconds on any computer). Production calculations would of course be

Fast shipment in stock Default white and black, contact customer service for notes

4U standard model




### ICP-OES spectrometer SPECTRO Arcos SOP

Spectro Arcos (AMETEK Materials Analysis Division) is an optical emission spectrometer (OES) with radial observation of inductively

### Analysis of Aqueous Solutions and Water by ICP-OES with Single

Introduction Due to its multi-element determination capability, high dynamic linear range and sensitivity, inductively coupled plasma optical emission spectrometry (ICP-OES) is widely used for the analysis



### Optical spectrum analyzers and typical applications in

In Sec. II, we present a systematic introduction to the fundamental principles, classifications, and typical applications of spectrometers in the fields of



### AQ6374 Optical Spectrum Analyzer User's Manual

The peak/bottom search function has two search modes: single, in which a single peak or a single bottom of the measured waveform's level are detected, and multi, in which multiple peaks and



### While using spectrometer to record spectra, which mode is better out

While using spectrometer to record spectra, which mode is better out of four mode called S, A, T, I for the calculation of plasma parameters?





## Flame NIR Miniature Spectrometer User Manual

If your spectrometer is not recognized by OceanView on your computer, you need to manually install the spectrometer drivers. See your OceanView manual for this procedure.




## ORCA 6.0 Manual

ORCA 6.0 Manual ¶ - An ab initio, DFT and semiempirical SCF-MO package - Version 6.0  
Design and Scientific Directorship: Frank Neese  
Technical

## Calibration FAQs , Ocean Optics

We offer gas-discharge emission sources for spectrometer wavelength calibration that cover wavelengths ranging from ~250-2500 nm. Refer to the table below to




## SPECTRO ARCOS

Instrumentation All measurements were performed with the SPECTRO ARCOS optical emission spectrometer (SPECTRO Analytical Instruments, Kleve, Germany) with radial plasma observation.



### **HR4000 and HR4000CG-UV-NIR Series High-Resolution Fiber Optic**

Contains descriptive information about the HR4000 Spectrometer and how sampling works. It also provides a list of system requirements, interface options, and shipment components. Provides



### **Optical Spectrum Analyzer**

Working principle and implementation of optical fiber spectrometers. (A) Prism-based spectrometer architecture; (B) implementation of a grating-based spectrometer in compact detecting

### **ICP-OES Spectrometer SPECTRO Arcos MultiView**

Spectro Arcos (AMETEK Materials Analysis Division) is an optical emission spectrometer (OES) with radial observation of inductively coupled plasma (ICP).




### **Broadband Optical Cavity Mode Measurements at Hz-Level**

Its Fourier inverse, cavity mode-width spectroscopy (CMWS) 29, and cavity mode-dispersion spectroscopy (CMDs) 30 depend on the ability to precisely measure shapes and positions



## Optical spectrum analyzers and typical applications in

This paper presents a comprehensive exploration of a wide range of spectrometers, including traditional spectrometers, such as prism, grating, Fourier



## optimizing mass spectrometer parameters for Obeticholic Acid-d4

This technical support center provides troubleshooting guidance and frequently asked questions (FAQs) for optimizing mass spectrometer parameters for the analysis of Obeticholic Acid-d4 (OCA-d4), often

### 3.13. Complete and Incomplete Active Space Self

3.13. Complete and Incomplete Active Space Self-Consistent Field (CASSCF and RAS/ORMAS) ¶  
3.13.1. Introduction ¶ The complete active space self-consistent



## Ultra-simplified diffraction-based computational spectrometer

Ultra-simplified compact spectrometer with a simple, arbitrarily shaped pinhole as the diffracted disperser, eliminating need for encoding and full spectrum calibration, and achieving better



## Numerical calibration method for a multiple spectrometer

In this manuscript, we address these practical considerations for dual spectrometer SD-OCT design and demonstrate a novel numerical method for calibrating the



## What is an Optical Spectrometer?

No single component will dominate production costs, but a fully featured high-precision optical spectrometer is like other metrology capital equipment - it

## FTB-5230S/-OCA

The FTB-5230S-OCA (Optical Channel Analyzer): This model is designed to measure optical power as a function of wavelength or frequency. It offers truly portable spectral characterization for CWDM and




## ICP spectrometer with new torch configuration

SPECTRO Analytical Instruments has introduced the new SPECTROGREEN inductively coupled plasma optical emission spectrometry



## Vibrational frequencies

Vibrational frequencies ¶ After performing a Geometry optimization, you might want to compute the vibrational frequency of your system and plot normal mode



## ORCA 6.0 TUTORIALS

ORCA 6.0 TUTORIALS ¶ Here you will find tutorials on how to perform calculations using ORCA. These are aimed for new users and people who want to get introduced into basic molecular modeling. For

## AQ6370E Optical Spectrum Analyzer User's Manual

This mode measures a single vertical mode laser source with a wider close-in dynamic range. When measuring a light source with multiple vertical modes, it may not be possible to measure properly



## OCA 20 contact angle system, by Dataphysics

A DataPhysics OCA 20 contact angle system was employed to characterize the hydrophilicity of the samples. Initial concentrations of common cations present in seawater (from Semaphore Beach,

## 6.12. Calculation of Properties



6.12. Calculation of Properties ¶ 6.12.1. Population Analysis and Related Things ¶ Atomic population related things are not real molecular properties since they are not observables. They are



### Selecting the best Q Exactive Orbitrap mass spectrometer scan mode

The scan modes available on Q Exactive series mass spectrometers permit transfer of almost any QQQ- or Q-TOF-based method to an Orbitrap mass analyzer environment, with comparable, or even

### Flame User Guide

This document provides the users of Flame Spectrometers with instructions for setting up, calibrating and performing experiments with their spectrometer. It also contains detailed technical specifications



## Contact Us

---

For datasheets, pricing, or custom high-speed optical interconnect solutions, please visit:  
<https://www.syropy.com.pl>