


Sample Preparation for X-ray Fluorescence Spectroscopy





Sample Preparation for X-ray Fluorescence Spectroscopy




LANScientific TX3300 Total Reflection X-Ray Fluorescence Spectrometer

Overview The LANScientific TX3300 Total Reflection X-Ray Fluorescence (TXRF) Spectrometer is a field-deployable, benchtop-capable analytical instrument engineered for ultra-trace multi-element

LANScientific TrueX 880/980 Series Handheld Energy Dispersive X-Ray

The LANScientific TrueX 880/980 Series is a field-deployable, handheld energy dispersive X-ray fluorescence (ED-XRF) spectrometer engineered for rapid, non-destructive elemental analysis of



ScopeX PG5 Energy Dispersive X-Ray Fluorescence Spectrometer

Overview The ScopeX PG5 is a purpose-engineered energy dispersive X-ray fluorescence (ED-XRF) spectrometer designed specifically for high-throughput, non-destructive elemental analysis in

Sichuan Xinxianda CIT-2000SMP Portable Energy Dispersive X-Ray

Overview The Sichuan Xinxianda CIT-2000SMP is a field-deployable, microprocessor-controlled Energy Dispersive X-Ray Fluorescence (ED-XRF) spectrometer engineered for rapid, on-site elemental



LANScientific ScopeX PG6 Desktop Energy Dispersive X-Ray Fluorescence

Overview The LANScientific ScopeX PG6 is a benchtop energy dispersive X-ray fluorescence (ED-XRF) spectrometer engineered for high-precision, non-destructive elemental analysis of precious and non



Sample Preparation for XRF Analysis

X-ray Fluorescence (XRF) analysis stands as a powerful analytical technique widely utilized in various industries for elemental analysis. Whether it's environmental



LANScientific ScopeX 980Quartz Quartz Sand-Specific Energy

Overview The LANScientific ScopeX 980Quartz is a benchtop/floor-standing energy dispersive X-ray fluorescence (ED-XRF) spectrometer engineered specifically for high-precision quantitative and semi





SAMPLE PREPARATION TECHNIQUES FOR X-RAY FLUORESCENCE

Therefore, instead of presenting a series of recipes of sample preparation with many details, I would Presented at the X-ray spectroscopy symposium, Pittsburgh Conference on Analytical Chemistry



Sample Preparation for X-ray Fluorescence , 17 , v2 , Handbook of X-Ra

The preparation of samples presents, for any analytical method, one of the most important steps for a reliable analysis. It is critical with regard to errors, but better precision as well as lower detection



Sample preparation for X-ray fluorescence analysis VII. Liquid sample

3.2. Sample film 3.2.1. Type of sample films rials of the films are roughly polypropylene, polyester and polyimide. The films with different materials have different characteristics of mechanical strength,



(PDF) Sample Preparation for X-Ray Fluorescence Analysis

This article presents the basics of classical preparation for X-ray fluorescence (XRF) analysis and new methods of preparation, with emphasis on recent applications.



Sampling, storage and sample preparation procedures for X ray

additional details. This manual covers sampling and sample preparation procedures for environmental materials prior to X ray fluorescence measurements in a comprehensive way and provides complete




X-ray Fluorescence Spectroscopy, Part II: Sample Preparation

This installment of "Atomic Perspectives" is the second in a series describing the educational components and processes necessary in teaching and learning the technique of X-ray

(PDF) Sample Preparation for X-Ray Fluorescence Analysis

This article presents a complete review of different sample preparation methodologies before analysis by X-ray spectrometry. This article presents the basics of classical preparation for X



XRF Sample Preparation Methods/Procedure

This diagram shows the sample preparation techniques covered in this presentation, there are many factors when deciding on the right amount of



Sample Preparation for X-Ray Fluorescence Analysis

The article presents a complete review of different sample preparation methodologies prior to analysis by X-ray spectrometry (XRS) and the basics of classical preparation for



- ✓ 50KW/100KWH
- ✓ HIGHER POWER OUTPUT IN OFF-GRID MODE
- ✓ CONVENIENT OPERATION & MAINTENANCE
- ✓ PRE-WIRED



Energy-dispersive X-ray fluorescence combined with chemometric

This study investigated the potential of Energy-Dispersive X-Ray Fluorescence (EDXRF) under two measurement conditions combined with chemometric tools to classify tomato and sweet

Sample preparation for X-ray fluorescence analysis

There are two ways to analyze liquid samples, namely, to pour the liquid into the sample cell having a sample film which constitutes the liquid sample holder (Liquid method) or to measure the filter paper



Portable, Benchtop and Micro-XRF in Agriculture--Present and

The wavelength dispersive X-ray fluorescence (WDXRF), total-reflection X-ray fluorescence (TXRF) and synchrotron-based XRF techniques were out of scope in this review. Moreover, a



Malvern Panalytical , Analytical Instrumentation

We offer a versatile range of X-ray fluorescence spectrometers and related products for elemental and thick film analysis.



Portable, Benchtop and Micro-XRF in Agriculture--Present and

In addition, XRF techniques involve non-destructive interaction with the sample and present an attractive trade-off between sample preparation and performance, making them suitable for in situ

Sample Preparation for X-Ray Fluorescence Analysis

The article presents a complete review of different sample preparation methodologies prior to analysis by X-ray spectrometry (XRS) and the basics of classical preparation for X-ray fluorescence



Sample preparation for XRF analysis of liquids

It requires very simple preparation of samples. However, keep in mind that XRF delivers the most accurate and reliable measurements when you pay close attention to sample preparation.



ScopeX Vacuum-Enabled Energy Dispersive X-Ray Fluorescence Spectrometer

Overview The ScopeX Vacuum-Enabled Energy Dispersive X-Ray Fluorescence Spectrometer is an industrial-grade benchtop/floor-standing ED-XRF system engineered for high-precision, non



How do you prepare a sample for fluorescence

Learn the correct sample prep methods for molecular, X-ray, and atomic fluorescence spectroscopy to ensure homogenous, representative, and accurate

Xinxianda CIT-3000SME Energy Dispersive X-Ray Fluorescence Spectrometer

Overview The Xinxianda CIT-3000SME Energy Dispersive X-Ray Fluorescence (ED-XRF) Spectrometer is a benchtop-to-floor-standing analytical instrument engineered for precise, non-destructive



Product Catalog



Method of reference samples preparation for X-ray fluorescence

One of the possible ways to solve this problem is the preparation of modified reference samples. Sample preparation, which consists in obtaining fused disks of samples with fluxes, allows



Sample Preparation for X-Ray Fluorescence Analysis

The article presents a complete review of different sample preparation methodologies prior to analysis by X-ray spectrometry (XRS) and the basics of classical preparation for X-ray



Contact Us

For datasheets, pricing, or custom high-speed optical interconnect solutions, please visit:

<https://www.syropy.com.pl>