

Safety spacing between phases of 10kV live busbars





Overview

Adequate spacing prevents short circuits and enhances system safety: Bare copper busbars: Minimum clearance $\geq 20\text{mm}$ to avoid phase-to-phase or phase-to-ground faults. Insulated busbars: Insulation allows for reduced clearance but must meet IEC 60664 or UL. The IEC standard for busbar clearance plays a critical role in the design and safety of electrical panels and power distribution systems. The phase-to-phase and phase-to-ground distances depend on rated voltage, environmental conditions, and insulation levels. From time to time we are asked what bus spacings are required by ANSI standards for switchgear. Between live parts of opposite polarity, 251-600V, Through air gap is 1", Over surface is 2". These busbars are not merely simple current conductors; they serve as the strategic backbone, interconnecting various components within the.



Safety spacing between phases of 10kV live busbars


Busbar Design Standards for MV Switchgear



Standards clearly define insulation requirements between phases and to ground, as well as the physical protection and isolation

Safety Distance for Low-Voltage Busbars

Bare copper busbars: Minimum clearance $\geq 20\text{mm}$ to avoid phase-to-phase or phase-to-ground faults. Insulated busbars: Insulation allows for reduced clearance but must meet IEC 60664 or UL



Technical Application Papers No.11 Guidelines to the construction of a

The basic Standard establishes the requirements for the construction, safety and maintenance of the assemblies by identifying ratings, service conditions, mechanical and electrical requirements and

Minimum Electrical Clearance.

Minimum Electrical Clearance As Per BS:162.
INDOOR Voltage in KV Phase to earth in mm
Phase to phase in mm 0.415 15.8 19.05 0.600
19.05 19.05 3.3 50.8 50.8 6.6 63.5 88.9 11 76.2



Safety Clearance Recommendations for Electrical Panel

Clearance Tables includes working space and clearance around indoor electrical panel, Circuit Board (NES 312.2), clearance for conductor entering

Copper for Busbars

The use of copper for the busbars to which these parts are connected therefore avoids contacts between dissimilar metals and the inherent jointing and corrosion problems associated with them.



Busbar clearances and spacings in context of busbar current

Spacings between Busbars: The spacings between busbars are critical to prevent electrical shock and ensure safe operation. The NEC requires a minimum spacing of 12 inches (305



Minimum distance requirement between bus bars and enclosure per

The conductivity of air in best-case conditions (below 1000 m altitude, no more than 50% humidity, clean, etc.) works out such that you need to maintain 0.001 inch of clearance between live



Spacing between same phase busbars

Two smaller cross section busbars instead of one larger one are preferred to reduce the loss of current carrying capacity due to skin effect at large

Bus Spacings in Metal-Enclosed Switchgear

When considering bus spacings, two dimensions are important. The first is clearance, or the distance through air between conductors of opposite polarity or between an energized conductor and ground.



Safety Distance for Low-Voltage Busbars

Proper planning of safety distances in low-voltage busbar design and installation is critical for ensuring electrical performance, operational stability, and equipment safety.



Measurement of clearance and creepage distances according

NEC Mandatory American safety standard for electrical installations The UL 1059 standard distinguishes application groups for connection systems, i.e. for terminals and plug-in connectors, and gives a




Minimum Electrical Clearance As Per BS:162.

Clearance between conductors and Trolley / Tram wires (IE Rule 78) Low and Medium Voltage High Voltage Line Up to 11KV High Voltage Line Above to 11KV Extra High Voltage Line 1.2 Meter 1.8

PL-SS-ELV-01

KEY PLAN CLEARANCES FOR BUSBARS AND CONNECTIONS IN ACCORDANCE WITH WPD SAFETY RULES AND BS EN 61936-1:2010



Minimum Spacings

The section outlines the required minimum distances between uninsulated metal components, busbars, and live parts, as specified in Table 408.56. It allows for closer placement of parts of the same



IEC Standard For Busbar Clearance : Electrical

It defines the minimum distances between live parts and between live parts and earthed metal parts. These clearances help prevent arcing, short



IEC Phase-to-Phase Clearance Standards , PDF

The document also specifies that minimum clearances should be 20% higher if parts may be subject to phase opposition and at least 125% if parts are assigned to



Electrical Safety Standards for LV/MV/HV (Part-2)

Electrical Safety Standards for LV/MV/HV introducing Northern Ireland Electricity (NIE), 6/025 ENA - Clearances of electrical line to ground and roads



Electrical Panel Clearance Requirements , PDF

The document outlines clearance recommendations and requirements for electrical panels based on voltage levels. It provides tables with minimum clearance



Phase to Phase Clearance as per IEC 61439: Best Guide

Learn the exact phase to phase clearance as per IEC 61439. This guide explains minimum distances, safety rules, design considerations, and



Busbar clearances and spacings in context of busbar current

However, the clearances and spacings required between busbars and other conductive objects are critical in preventing electrical shock and ensuring personnel safety. This article reviews



NEC Electrical Panel Clearance Guidelines

This document provides safety clearance recommendations for electrical panels. It includes tables outlining minimum clearance distances for various components of



Clearance Requirements In EHV AIS Substation You


The minimum ground clearances between the live point and ground at the substation for the different voltage classes in rule no 64 of I.E. Rule 1956.





Requirement for spacing between bus bars in 600V switchgear

Could anyone steer me in the direction of the minimum distance required by code (N. America) between copper busbars in 600V switchgear? Also, is the requirement for aluminium bus



Busbar Clearances , Eng-Tips

The NESC clearances deal more with minimum safe clearances required for working around energized equipment. If the switchgear or bus section can be taken out of service and

Electrical Safety Standards for LV/MV/HV (Part-1)

Electrical safety standards for LV/MV/HV includes water safety clearance on electrical fires, minimum approach distance for authorized and ordinary



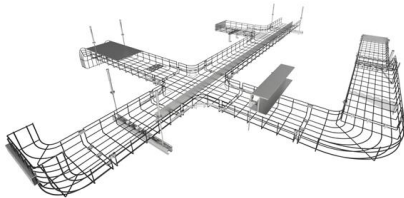
Busbar Distance Calculation - Complete Guide,

Busbars distribute power between feeders, transformers, and protection devices. Their spacing determines insulation strength and heat



Agrawal-28New

When the busbars are placed touching with each other they are termed as sandwiched and when tap-off provision is made, such as for a rising mains or an over-head bus ways and a space is left between



Safety Clearances and Creepage Distances in Electrical Plant and

Clearance means clear minimum distance between two conducting points separated by air/gas/oil. Clearances should be more than minimum flashover distance. Clearances should be such that

Contact Us

For datasheets, pricing, or custom high-speed optical interconnect solutions, please visit:
<https://www.syropy.com.pl>