

# **Rooftop Open-Air Distribution Box Installation Diagram**





## Rooftop Open-Air Distribution Box Installation Diagram

---



### FlexSys Configured Packaged Rooftop Air Conditioning Units

Introduction The YORK FlexSys Underfloor Air System provides a cutting edge, cost competitive alternative to conventional overhead air distribution systems based on the performance and system


### INSTALLATION MANUAL

Installation and maintenance should be performed by qualified persons who are familiar with local code and regulation, and experienced with this type of appliance. All field wiring must be installed in




### INSTALLATION 2025 INSTRUCTIONS WARNING LGX/LCX180S

The LCX cooling packaged rooftop unit is the same basic design as the LGX unit except for the heating section. Optional electric heat is field-installed in LCX units.



### Packaged Rooftop HVAC Units , RTU's Explained

These units are often referred to as RTU's (Rooftop Units), which cover everything from very small tonnage to over 100 tons, the Intellipak(TM) 2 from



## INSTALLATION INSTRUCTIONS

These fuses are included in accessory Single Point Boxes, with power distribution and fuse blocks. The single point box will be installed directly under the unit control box, just to the left of the partition



## Package Unit on Roof: Guide to Rooftop HVAC Systems

Rooftop packaged units are self-contained HVAC systems commonly used on commercial buildings and large homes. This article explains types, installation, structural and code



## ROOFTOP PACKAGED AIR CONDITIONER INSTALLATION

The installation location should be able to withstand the weight and vibration of air conditioner and allow the installation to be carried out safely. Avoid installing at a place with leakage of inflammable gas, oil



## Dometic Air Distribution Box Guide: Installation



This comprehensive Dometic Air Distribution Box installation guide provides detailed procedures for successful installation, whether you're replacing



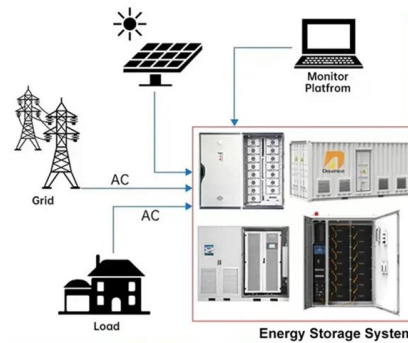
### PACKAGED ROOFTOP ARRANGEMENTS

Every rooftop unit will include an informational packet which will include the following: The blower manual, outdoor duct furnace and evaporative cooler/cooling coil manuals (if applicable to the unit

### Chill Rooftop Air Conditioner (R32)

Route a 115VAC dedicated supply wire with ground, from the time delay fuse to circuit breaker box to each roof opening. NOTE: Refer to rooftop unit nameplate, applicable code, and specification

### DISTRIBUTED PV GENERATION + ESS



### INSTALLATION & OPERATING INSTRUCTIONS

This air conditioner (hereinafter referred to as "unit" or "product") is designed and intended for installation on the roof of a Recreational Vehicle (RV) during or after the time it is manufactured.



## HVAC Overview of Underfloor Air Distribution (UFAD)

HVAC OVERVIEW OF THE UNDERFLOOR AIR DISTRIBUTION (UFAD) An Underfloor Air Distribution (UFAD) system uses the open space below a raised floor system to deliver conditioned air to supply




### RGV-036-072-01SI

Installation and servicing of air-conditioning equipment can be hazardous due to system pressure and electrical components. Only trained and qualified service personnel should install, repair, or service



## Chill Rooftop Air Conditioner (R32)

Air Distribution System Installation It is the responsibility of the installer to review each RV floor plan to determine the following items in conjunction with "Air Duct Sizing and Design (For Multi Zone



### Understanding the Working of a Packaged Rooftop Unit: Exploring the Diagram

Packaged Rooftop Unit Diagram A packaged rooftop unit diagram is a visual representation of the components and layout of a rooftop unit. This diagram provides a detailed overview of how the unit is



## The installation requirements for the distribution box

Learn how to install a distribution box safely and correctly. Covers wiring, placement, standards, and expert tips for a compliant setup.



## Installation, use and maintenance manual

Read this manual carefully before installing, testing or starting this unit. Give this manual and all complementary documentation to the operator of the system who will be responsible for keeping

## RTU Rooftop Units explained

How does a rooftop unit work? Find out how RTU's work with this FREE crash course on Rooftop units. We cover everything from the basics up to




## Variable Air Volume for Rooftop Units Application Guide (Form

Introduction This application guide is an overview of variable air volume (VAV) for rooftop units (RTUs). The guide describes RTU VAV's structure, components, and uses. It also covers



## Dometic FreshJet 3 Series Installation And Operation

Dometic FreshJet 3 Series Installation And Operation Manual Rooftop air conditioner (air distribution box, electronic controls)



### Installation Manual for Air Distribution Systems

These installation instructions cover the Unico System air distribution system including the return air components and secondary drain pans as shown in Figure 1.

### INSTALLATION INSTRUCTIONS

Installation or repairs made by unqualified persons could result in equipment malfunction, property damage, personal injury and/or death. The information contained in this manual is intended for use



### Installation Instructions

Installation and servicing of air-conditioning equipment can be hazardous due to system pressure and electrical components. Only trained and qualified service personnel should install, repair, or service





**6/14/18 CCC 2 LCD SZ 3314850.000  
Electronic ADB Brisk Air**

C. Table - Air Distribution Duct Sizing & Design A.  
Choosing Proper Location For Unit This unit is specifically designed for installation on the roof of an RV. When determining your cooling



**Single Package Rooftop Gas Heating/Electric Cooling Unit with R**

In Canada, installation must be in accordance with the CAN1-B149 installation codes for gas burning appliances. Although unit is weatherproof, avoid locations that permit water from higher level runoff

**Rooftop Air Conditioner**

Before Installing Read this installation manual completely before installing the rooftop air conditioner. The following tips and instructions must be observed while installing the rooftop air conditioner.



**Dometic FreshJet3, FreshJet4 Air Distribution Box Manual , Manualzz**

This manual provides you with the necessary information for proper installation, operation, and maintenance.



## Contact Us

---

For datasheets, pricing, or custom high-speed optical interconnect solutions, please visit:

<https://www.syropy.com.pl>