


Relay protection pressure plate with double numbering





Overview

In and, ANSI Device Numbers can be used to identify equipment and devices in a system such as,, or. Many of these devices protect electrical systems and individual system components from damage whe.



Relay protection pressure plate with double numbering



Protection and Control Device Numbers and Functions

To assist the Protection Engineer in converting from one system to the other, a select list of ANSI device numbers and their IEC equivalents are given in the following

Understanding IEEE Standards for Protection Relays: Key Guidelines

Conclusion IEEE Standards for Protection Relays provide essential guidelines for engineers, ensuring reliable and coordinated protection schemes in electrical power systems.



ANSI (IEEE) Protective Device Numbering , PDF , Relay

ANSI (IEEE) Protective Device Numbering - Free download as PDF File (.pdf), Text File (.txt) or read online for free.

A positioning method for pressure plates of automatic relay protection

The current intelligent image recognition method applied for pressure plates of automatic relay protection devices has problems such as large deviations in switching status recognition for pressure plates




Protection relay selection table

Protection relay selection table Please note before using selection table! number = Number of stages, shots, X = Function supported inputs or outputs O = Function available as option



Relay and Control Panels Tailored to Your System's Specifications

Custom relay panels engineered with expertise and collaboration We specialize in designing and constructing protective relay and control panels tailored to meet your current needs and future



Transformer Protection Application Guide


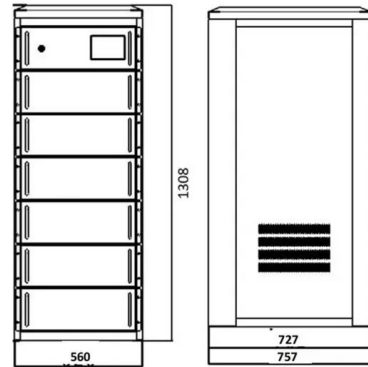
Transformer Protection Application Guide This guide focuses primarily on application of protective relays for the protection of power transformers, with an emphasis on the most prevalent protection schemes





Buchholz Relays

Buchholz Relays The Buchholz relay was developed in 1921 by Max Buchholz, Oberrat (senior councillor) at Preußische Elektrizitäts-A.G. (Prussian electricity)



webpages.uidaho

Hier sollte eine Beschreibung angezeigt werden, diese Seite lässt dies jedoch nicht zu.

ANSI Device Numbers and Acronyms List , PDF , Relay

This document lists over 100 ANSI device numbers and acronyms that are used to identify electrical devices and systems. The numbers range from 1 to 99 and are



Protection Relay Installation Manual

cal protection function can be used. The manual can al technical data sorted per function. The manual can be used as a technical reference during the engineering phase, installation and commission tion



Tblk-Relay-Timer

Contacts come in a number of different configurations, depending on the number of breaks, poles and throws that make up the relay. For instance, a relay might be described as Single-Pole, Single-Throw





Protective Relay Basics

Traditionally, protective relays were electromechanical devices utilizing induction disk, coils, contacts, and solenoid elements to determine protective characteristics.

ANSI Standard Device Numbers & Common Acronyms

ANSI Standard Device Numbers & Common Acronyms ANSI Standard Device Numbers & Common Acronyms



Transformer Protection Relays (Buchholz Principle)

Metal plate 15 With oil drain plug (only double-float Buchholz relays) 28 With premounted Harting connector (The option is indicated by a letter after the code.



Protective Relay Maintenance and Application Guide

Protective Relay Maintenance and Application Guide Protective relays are decision-making elements in the protection scheme for electrical power systems. A strong test and maintenance program will keep



IEEE Guide for Protective Relay Applications to Power

Typical schematic connections for percentage differential protection of a Δ -Y transformer
Source: IEEE Guide for Protective Relay If breaker CTs are

Master Trip relay PQ_ Series

The PQ_ series relays are intended for the master trip applications in utility substations and industrial power systems, where a high degree of reliability and a high contact rating are stipulated with



Protection Relay

In the design of electrical power systems, the ANSI Standard Device Numbers denote what features a protective device supports (such as a relay or



The Interactive Relay Protection Reference

About the platform An independent relay protection resource for engineers worldwide This platform is designed to make relay protection concepts easier to inspect, test, and communicate. It



Power System Protective Relays: Principles & Practices

This presentation reviews the established principles and the advanced aspects of the selection and application of protective relays in the overall protection system, multifunctional numerical devices

ANSI (IEEE) Protective Device Numbering

Protective relays are commonly referred to by standard device numbers. For example, a time overcurrent relay is designated a 51 device, while an instantaneous overcurrent is a 50 device.



Transformer Protection Relays (Buchholz Principle)

Each Buchholz relay is provided with a serial number that is specified on the test certificate and the name plate. The tests carried out on the Buchholz relay are recorded in the test certificate.



ANSI/IEEE Relay Device Numbers List

This document lists standard device numbers for protective relays used in North America according to ANSI/IEEE Standard C37.2-2008. The numbers are used to



Protective relay numbering system , Eng-Tips

Does anyone know of the full ANSI numbering system for protective relays. i.e. 50 is Instantaneous Overcurrent, 40 Loss of Field. Maybe someone could point me to a website with this

Protection Relays Numbering (ANSI) , PDF

It includes 99 device functions numbered 1 through 99 with descriptions such as master element, time-delay starting or closing relay, AC time overcurrent relay,



Protection relays

Numerical relays are based on the use of microprocessors. Numeric relays are programmable. Most numerical relays are also multi-functional.



Table of ANSI IEEE Standard Device Numbers

This table details ANSI IEEE Standard Device Numbers as used for protective relaying in North America. Suffixes for numbers are also suggested.



ANSI device numbers

In electric power systems and industrial automation, ANSI Device Numbers can be used to identify equipment and devices in a system such as relays, circuit breakers, or instruments. The device numbers are enumerated in ANSI/IEEE Standard C37.2 Standard for Electrical Power System Device Function Numbers, Acronyms, and Contact Designations. Many of these devices protect electrical systems and individual system components from damage whe

Contact Us

For datasheets, pricing, or custom high-speed optical interconnect solutions, please visit:
<https://www.syropy.com.pl>