


# **Relay protection current line number**





## Overview

---

- 1 - Master Element
- 2 - Time-delay Starting or Closing Relay
- 3 - Checking or Interlocking Relay, complete Sequence
- 4 - Master Protective.



## Relay protection current line number

---



### ANSI device numbers

When one device performs several protective functions, it is typically denoted "11" by the standard as a "Multifunction Device", but ANSI Device Numbers are still used in documentation like single-line

### ANSI Standard Device Numbers & Common Acronyms

ANSI Standard Device Numbers & Common Acronyms ANSI Standard Device Numbers & Common Acronyms



### relay symbols and device numbers iiec37

2. time-delay starting or closing relay is a device that functions to give a desired amount - of time delay before or after any point of operation in a switching sequence or protective relay system, except as

### Protection Relay - ANSI Standards

Protection against phase unbalance, detected by the measurement of negative sequence current: Sensitive protection to detect 2-phase faults at the



### Introduction to Protective Relaying , Electric Power

Introduction to Protective Relaying What are Protective Relays, or Protection Relays? Protective relays are used in industrial power generation and supply


### Understanding Protection Relays - 50, 50N, 51, 51N

Understanding Protection Relays - 50, 50N, 51, 51N Learn about Understanding Protection Relays and how they prevent damage to electrical



### Intro To Relays #2

87 Differential Protective Triggers upon a difference between 2 measured currents. A device such as a disconnect switch. Typically, 89 is used only 89 Line Switch





## Types of Electrical Protection Relays or Protective Relays

? Key learnings: Protective Relay Definition: A protective relay is an automatic device that senses abnormal conditions in electrical circuits and



### Intro to Relays #2

This article will explain the basics of the relay numbers used to design a relay's functionality.




### Introduction to Line Protection , Delgado Relay Protection Reference

Introduction to Line Protection Line protection is a critical component of electrical power network transmission and distribution systems. Its purpose is to implement devices and schemes



### Relaying Schemes and ANSI Device Numbers


Instantaneous Overcurrent (ANSI Number 50): Instantaneous overcurrent is the simplest of protection schemes. When the current is greater





## Generator protection functions and test methods

I - For insulation failures protection 1. Generator differential protection (87 G) It is unit type protection, covering the stator winding for phase to phase



## Protection Relay

In the design of electrical power systems, the ANSI Standard Device Numbers denote what features a protective device supports (such as a relay or

## The Basics Of Overcurrent Protection

The basic element in overcurrent protection is an overcurrent relay. The ANSI device number is 50 for an instantaneous overcurrent (IOC) or a




## Power System Protective Relays: Principles & Practices

Protective relays and devices have been developed over 100 years ago to provide "lastline"of defense for the electrical systems. They are intended to quickly identify a fault and isolate it so the balance of



### Protective Relay Basics

Traditionally, protective relays were electromechanical devices utilizing induction disk, coils, contacts, and solenoid elements to determine protective characteristics.




### ANSI codes and IEC Relay Symbols - Electrical

To assist the Protection Engineer in converting from one system to the other, a select list of ANSI device numbers and their IEC equivalents are given in the following

### Protective Relay Basics Part 2

Part 1: Protective relay compared to low voltage circuit breaker. Review fundamental concepts, components, and terminology using the electromechanical overcurrent relay as a foundation.



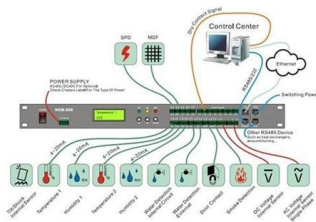
### Protection Basics

Protective Relaying System Current Transformers Voltage Transformers (VTs) (CTs) Relay



## Types of Line Protection Relays , Delgado Relay Protection Reference

Based on their operational principles, various types of relays, including overcurrent, distance, differential, directional, and pilot relays, are used to detect faults, isolate faulty sections,



## Table of ANSI IEEE Standard Device Numbers

This table details ANSI IEEE Standard Device Numbers as used for protective relaying in North America. Suffixes for numbers are also suggested.

### 301 Moved Permanently

301 Moved Permanently 301 Moved Permanently  
nginx



## ANSI/IEEE Standard Device Numbers for Power

ECE 525 Power Systems Protection and Relaying  
Session 3, Page 1/1 Fall 2018 ANSI/IEEE Standard  
Device Numbers In North America protective  
relays are

## Protection and Control Device Numbers and



## Functions

The protection and control devices in electrical equipment can be referred to by numbers, with appropriate suffix letters when necessary, according to the functions they perform.



## ANSI Relay Protection Codes Overview , PDF , Relay

The codes are used to identify different types of protective relays and devices used in power systems and industrial equipment. Some common ones include 21 for

## Protective relays

Protective relays can monitor large AC currents by means of current transformers (CT's), which encircle the current-carrying conductors exiting a large circuit breaker, transformer, generator, or other



## Basic protection relay knowledge

The further down the line we go, the lower the fault current will be due to the fault resistance. So, in this case, to protect the whole line, the setting has to be able to detect fault current above 150 A.



## ANSI/IEEE Function Number Codes

For example, we can tell the left-hand current transformer monitoring current in line 1 activates relay number 1 because that is the label on the left-hand coil (51-1)



## ANSI device numbers

- o 1 - Master Element
- o 2 - Time-delay Starting or Closing Relay
- o 3 - Checking or Interlocking Relay, complete Sequence
- o 4 - Master Protective

## Fundamentals of Modern Protective Relaying

Very little ground current (less damage) Big neutral voltage shift Must insulate line-to-line voltage May run system while trying to find ground fault Relay more difficult/costly to detect and locate ground



## Contact Us

---

For datasheets, pricing, or custom high-speed optical interconnect solutions, please visit:  
<https://www.syropy.com.pl>