

Relay Protection of Hydropower Station Transformers





Relay Protection of Hydropower Station Transformers



An Introduction to High-Voltage Systems for Hydroelectric Power Plants

The systems should be of the dry pipe type (to prevent freeze-up in cold weather) with the system deluge valves actuated either by thermostats, by manual break-glass stations near the transformer

IEEE Guide for Protecting Power Transformers

IEEE SA Standards Board Abstract: Guidelines for protecting three-phase power transformers of more than 5 MVA rated capacity and operating at voltages exceeding 10 kV is



Study on Relay Protection of Small Hydro-power Station in

Because the trend in small hydro-power micro grid flows bi-directionally, the traditional strategy which based on phase voltage change and load shedding has become increasingly unreliability. In order to

Control and Protection in Hydroelectric Stations , PDF

The document discusses control and protection systems for hydroelectric power plants. It describes how control systems have evolved from using relay logic and



Hydroelectric Tech: Ensuring Relay Safety

In this article, we delve deep into the importance of protective relays, discussing how they function, the strategies to ensure their optimum performance, and how integrating advanced data analytics into

CHAPTER-3

Protective Voltage Transformers: - A voltage transformer intended to provide a supply to protective devices (relay or trip coils). These transformers are required to have sufficient accuracy to operate



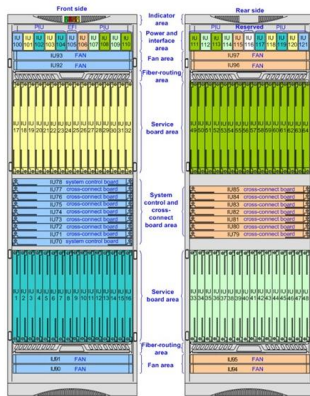
IEEE Guide for Protective Relay Applications to Transmission Lines

The purpose of this guide is to provide a reference for the selection of relay schemes and to assist less experienced protective relaying engineers in applying protection schemes to transmission lines.



IEEE Guide for Protecting Power Transformers

The purpose of this guide is to provide protection engineers with information to assist in properly applying relays and other devices to protect transformers used in transmission and distribution systems.



Hydropower Relay Protection

Relay protection in hydropower systems involves the coordination of various protective devices, such as relays, circuit breakers, and transformers, to detect and isolate faults.

Calculation and Simulation of Generator Protection Relay

The protection device used is called generator protection relay. These can be programmed to protect the machine from different kinds of faults. The protection relays are set to have certain levels to trigger



(PDF) Study on Relay Protection of Small Hydro-Power

Study on Relay Protection of Small Hydro-Power Station in Isolated Power Grid by Mingzhe Cao, Genghuang Yang, Xin Su, Qingling Wang



IEEE Guide for Protective Relay Applications to Power Transformers

This guide deals primarily with the application of electrical relays and over-current protective devices to detect the fault current that results from an insulation failure.




Transformer Protection

Transformer protection refers to a system designed to detect and isolate faults within transformers and their associated circuits. It includes various protection mechanisms such as transformer differential

IEEE Guide for Protective Relay Applications to Power Transformers

Types of transformer failures This guide deals primarily with the application of electrical relays and over-current protective devices to detect the fault current that results from an insulation failure.



Analysis of overcurrent protective relaying as minimum

Afterward, the adopted overcurrent relaying protection scheme is analyzed using protective device coordination analysis for precise tripping of relays in the intended sequential



Hydropower

Advanced protection for generators, generator buses, and generator step-up (GSU) transformers, all in one package. Automatically synchronize frequency, voltage,



Industry Practices Related to the Application of Protective Relaying

A general summary of industry practices for the application of protective relays for generator step-up and auxiliary transformers was tabulated to illustrate the types of protective relays and logic circuits that



An Introduction to Generator Voltage, Station Service and Control

The current transformers, including those for generator differential and transformer differential protection, are mounted "in-line" in the bus with terminations in external terminal compartments. Required



Protection of Wind Electric Plants

The inverse time-current characteristic of a time overcurrent relay can be selected to coordinate with the thermal damage curve of a line conductor or transformer as well as with overcurrent protective



Increasing the Reliability of Hydro Power



Plants Due to the Application

In the work, a study was carried out of the state of relay protection at hydroelectric power plants (HPP) in North Ossetia-Alania and related entities, which revealed a strong degree of deterioration of the



IEEE Guide for Protective Relay Applications to Power

The transformer protective relays usually operate a lockout relay that trips the local interrupting devices (power circuit breaker, circuit switcher, or disconnect switch)

What protection relays are required for hydroelectric power stations ?

This page introduces commonly used protection relays in hydroelectric power stations. It summarizes the functional configurations of various protection relays. For specific details, please



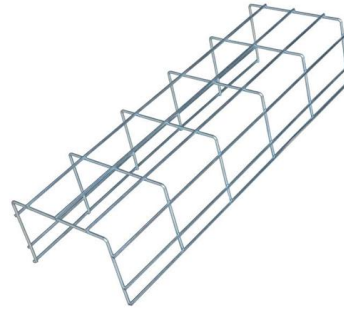
Control and Protection of Hydro Power Station , PDF , Relay , Electric

The control equipment for a hydro power plant include control circuits/logic, control devices, indication, instrumentation, protection and annunciation at the main control board and at the unit control board



Generator Protection Relay Settings in Hydropower Plants

Master's thesis on calculating and simulating generator protection relay settings for hydropower plants. Covers standards, simulation tools, and optimization.




Relay Protection of Generator Station Service Transformers

Sign Out ADVANCED SEARCH Journals & Magazines > IEEE Power Engineering Review > Volume: PER-2 Issue: 8 Relay Protection of Generator Station Service Transformers
Publisher: IEEE Cite

Specific aspects of overvoltage protection in hydro power plant

Overvoltage protection of substations connecting hydro power plants (HPP) to the transmission network depends on numerous factors such as: type of HPP connection (air-insulated



Contact Us

For datasheets, pricing, or custom high-speed optical interconnect solutions, please visit:
<https://www.syropy.com.pl>