

Reduce bus current





Overview

The three commonly applied alternatives to parallel termination are operating the bus without termination, implementing an ac-coupled termination, or simply clamping the bus lines to the supply potential, also known as diode termination (Fig. The high magnitude fault currents require high-speed operation of the busbar protection to limit equipment damage. Tripping incorrectly for an external fault may cause large outages, and jeopardize power system. RS-485 continues to be the workhorse in industrial networking, as it has been for more than three decades. Abstract: There is a trade-off between transient performance and line current distortion of the DC bus voltage control of single-phase grid connected voltage source converters. In the case of multiple electric vehicles charging simultaneously, a system optimization control algorithm is adopted to minimize DC-bus current fluctuation by analyzing and reconstructing the DC-bus current in various charging modes.



Reduce bus current



InforEuro, the exchange rate of the Euro currency

InforEuro helps you convert euro in other currencies. The European Commission's official monthly accounting rates for the euro, its conversion rate to other

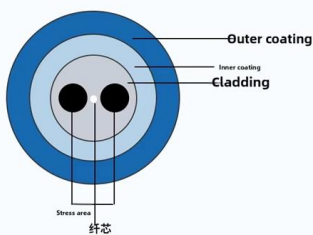
High-Power Busbar Design , Magnetic Field, AC Loss

High Power Busbar This application involves analyzing high-power busbars using EMWorks2D. Transient electromagnetic simulations compute various parameters



Maintain the performance of polarization maintaining fiber

- Accurate refractive index distribution
- Good longitudinal uniformity
- Optical fiber environment performance is stable
- The cross-sectional area has good symmetry



An Optimal Control Algorithm with Reduced DC-Bus Current

This algorithm uses the genetic algorithm (ga) as the core of computing and reduces the number of change parameter variables within a limited range. The DC-bus current fluctuation is still minimal.

Bus bar thickness design considerations based on

Download scientific diagram , Bus bar thickness design considerations based on maximum current density J [A/mm²]. from publication: Bus Bar Design for High



Design of DC bus voltage high dynamic performance control

The DC bus voltage in single-phase converters inherently exhibits a second harmonic ripple. To accurately track the current reference value, notch filters are typically incorporated into the

Electromagnetic Stresses On Busbar System

The maximum stresses to which a bus structure is likely to be subjected would occur during a short-circuit on a single-phase busbar system in



DC Bus Capacitor for Drive Inverters

The high-current film capacitor satisfies not only the ripple current requirement, but also the life expectancy needed in a traction motor drive. The high-current film





(PDF) An Optimal Control Algorithm with Reduced DC-Bus Current

An Optimal Control Algorithm with Reduced DC-Bus Current Fluctuation for Multiple Charging Modes of Electric Vehicle Charging Station



Protect your BLDC motor drive with cycle-by-cycle current limit control

In part 2, I will discuss on how to implement the cycle-by-cycle over current protection by sensing the DC bus current and using an ultra-low power microcontroller.




Designing against bus capacitance for open-drain protocols

I guess you could use a FET to effectively buffer your input. That might not allow you to ack each data packet, which I think is built into the protocol. You may also be able to reduce the capacitance if the



Ripple Eliminator to Smooth DC-Bus Voltage and Reduce the Total

In other words, the current I needs to be maintained purely constant, and the ripple current i_r in the dc-bus current i should flow or be diverted through the ripple eliminator.





TPEL2691668

Bus bars have been present in power distribution systems for many years. In their most basic form, bus bars are large conductors used to transmit significant quantities of current where a wiring scheme is



I2C Design Mathematics: Capacitance and Resistance

Lower pull-up resistance leads to faster transitions but also to higher current consumption (when the signal is logic low); higher pull-up resistance

Bus Protection Theory

Common methods of protecting busbars include overcurrent-based interlocking schemes, overcurrent-based differential protection, high-impedance differential protection, and percentage differential



On chip bus power reduction techniques

The process of data transmission on an on-chip bus leads to switching activity on the bus wires, which charges and discharges the capacitance associated with the wires and consequently leads to



Busbar Design for High-Power SiC Converters

Busbars are critical components that connect high-current and high-voltage subcomponents in high-power converters. This paper reviews the latest



Ripple Eliminator to Smooth DC-Bus Voltage and

Bulky electrolytic capacitors, which are often needed in dc systems to filter out voltage ripples, considerably reduce power density and system reliability.

Improved DC Bus Voltage Control of Single-Phase Grid-Connected

The proposed scheme reduces the bus voltage fluctuation or DC bus capacitance with the same line current harmonics. It was experimentally found that the proposed control scheme is less susceptible



Design calculations for robust I2C communications

The pull-up resistors must be reduced in size, when increasing the bus speed or when there is significant bus capacitance. The lower-value resistors



Protect your BLDC motor drive with cycle-by-cycle current limit control

Welcome back! If you missed part 1 of this series, I discussed the necessity of cycle-by-cycle over current protection in BLDC motor drives and how to sense the motor winding current. In part 2, I will




Looking To Reduce Bus Power In Industrial Networks? Be Careful

Advances in process technology and design have reduced transceiver quiescent current (or supply current without loading) from 40 mA down to 1 mA. The ongoing trend in energy preservation,

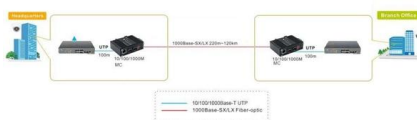
An Optimal Control Algorithm with Reduced DC-Bus

In the case of multiple electric vehicles charging simultaneously, a system optimization control algorithm is adopted to minimize DC-bus current



Control Method of Buses and Lines Using Reinforcement Learning for

Abstract:This paper proposes a reinforcement learning-based approach that optimises bus and line control methods to solve the problem of short circuit currents in power systems.





Evaluation of a Current Source Active Power Filter to Reduce the DC Bus

The dc bus capacitor is used to filter the dc bus current harmonics and to reduce the dc voltage ripple. It occupies 35-40% of the whole traction inverter volume and weight and costs 23% of the inverter. EV



Bus Bar Theory of Operation

When a cutout (hole or slot) is placed in the center of the bus bar, the current is split in two equal parts. Each side of the cutout will generate magnetic field gradients that oppose one another inside the cutout.

(PDF) An Optimal Control Algorithm with Reduced DC-Bus Current

In the case of multiple electric vehicles charging simultaneously, a system optimization control algorithm is adopted to minimize DC-bus current fluctuation by analyzing and reconstructing



Modulation method to reduce DC-bus harmonics current in two-motor

This study proposes a modulation method to reduce high-frequency components in the DC-bus current for a two-motor drive system. The proposed method reduces the current flowing through the DC bus



Maximum power extraction and DC-Bus voltage regulation in grid

The DC-Bus voltage will reduce the substantially if the output power is raised in steps, for example, since the energy stored in the capacitor is inadequate to maintain the DC-Bus voltage.



Contact Us

For datasheets, pricing, or custom high-speed optical interconnect solutions, please visit:

<https://www.syropy.com.pl>