

Psai cannot connect to server





Overview

The recommendation is to use ONE of the following workarounds to resolve this issue: Create a new role and map any existing PSAM policies to it. Under the Access Features on the user role, uncheck Secure Application Manager, check VPN Tunnelling and then save changes. The article describes a scenario where a user may receive a "Failed to contact server" error when launching PSAM sessions via the browser. There are several different causes for this particular error ranging from firewall configurations, to system configuration errors to actual bugs in the software. How do I install PSAI?

What are the main features?

What configuration options are available?

On android, goto Settings » Apps » Predictive Sales A. The problem seems to reside on the two PSM machines; however, the machines are functioning normally, and we can reach the target server from the PSM, via RDP and using the account stored in the Vault by using.



Psai cannot connect to server

2846257

Cannot connect to server using message server:ms://:/P4



Playstation website can't connect to server : r/playstation

My friend is trying to link his Epic account and Playstation account together, but when he puts in his information on the PS website it gives him a "Can't connect to server" error.



Unable to access Plesk: Unknown database 'psa'

Connect to the Plesk server via SSH. Switch to the directory with daily dumps: # cd /var/lib/psa/dumps Find the most recent dump that contains the psa database



How Do I Fix 'Cannot Connect to Server'?

Identifying the root cause requires a systematic approach, incorporating diagnostic tools and a solid understanding of network fundamentals. This article provides a comprehensive



2964910

After updating LM_SERVICE component to SP08 PL 15, when you open ESR or Integration Builder a pop-up with the error Cannot connect to server using message server ms://host:port/P4 appears.



How To Fix Project Sekai Failed To Connect To Server

Hello and welcome back to our channel! Today, we're going to show you How To Fix Project Sekai Failed To Connect To Server. This can be helpful in various situations, such as Fixing the server



Failed to connect to server error (I've had it for months)

I play on both my Chromebook and my phone, and on my phone I am able to play just fine (same Wi-Fi network) but a few months ago when I tried to play on my Chromebook it just said "failed to connect"



Email Parser and Outbound Email Configuration in PSA

I am currently unable to connect the e-mail parser to new company email. We changed from Google Gsuite to Office 365, but none of the



Troubleshooting : Service Ticket Failures in

You can find the Routing tab when editing any service request, problem report, assessment item or policy; essentially anything that creates a ticket, will have a

PI Troubleshooting Tips: Cannot connect to server using

There are several different causes for this particular error ranging from firewall configurations, to system configuration errors to actual bugs in the software.



PSAI -- AI Agents MCP Server , Trust: 52/100 , Conduid

This server hasn't registered a cryptographic identity via the ConduID Protocol yet.

HaloPSA troubleshooting guide - DNSFilter



11 days ago Updated Follow In this article Unable to proceed, the authorization server shows incorrect Set up my API key, but it won't connect Halo Connected, but the integration is still pending Common



Cannot connect to server using message server: ms:

Hi Experts. I am getting an error when I try to start ESR and ID. Cannot connect to server using message server: ms:// :8100/P4 Detail: Cannot establish connection with

2232106

When connecting to the Process Integration (PI) or Process Orchestration (PO) Integration Builder tools you get the error "Cannot connect to server using message server".



Temporary Fix For "Unable To Connect To Server" Problem


Ok this is a temporary fix for those who are unable to connect to the game even though the servers are all up. This fix is mainly aimed towards those from the Philippines that are having login problems. If





PSA interface checker

I cannot help further with the need to be connected to the PSA servers (as I don't have a Rev C unit, so I cannot use higher than 7.15), but I can tell you that (as PSA don't release Lexia





PSAL May Return a Failed to Contact Server Error When

The article describes a scenario where a user may receive a "Failed to contact server" error when launching PSAM sessions via the browser.

Predictive Sales A.I. app not working? crashes or has

PREDICTIVE SALES AI (PSAI) Predictive Sales AI (PSAI) helps home services contractors capture lead opportunities with homeowners who have a high intent to buy. PSAI enables contractors to respond



Length:14.5mm
Small-end inner diameter:2.0mm
Large-end inner diameter:3.5mm
Outer diameter:5.2mm

Cannot connect to host api.groupe-psa · Issue #434

Mark Peugeot Model e Rifter Year 2025 Engine Electric Remote service E-remote control HomeAssistant version 2025.11.1 Integration version 2026.2.1 What happened? Since yesterday, the



Cannot connect to the server using message server

Our PI production server is in cluster environment and the same has been connected to a central SLD. While trying to open the link Enterprise Services builder we are facing an issue "Cannot



Solved: Unable to connect to server ms://host:8101/P4. Che

Solved: Hello All, I am getting this error whilst trying to log into one of our XI server's IR and ID. Unable to connect to server ms://host:8101/P4. Check server

[How to] Connect with the new procedure

[How to] Connect with the new procedure Had the same issue, in order to get the code you should still get the URL from the console (if you can



PI Troubleshooting Tips: Cannot connect to server using

The P4 port and Message Server port are particularly relevant for accessing the Integration Builder. Configuration issues - the PI system needs to be correctly



10 Quick Fixes For Cannot Connect To Server Error

Fix the cannot connect to server error fast with this 2025 guide. Restart, test your network, update apps, reset DNS, tweak firewall, check server



Cannot connect to server

Yes i'm on a standalone. I have checked ALL paramters of the Exchange Profile several times and i really cannot find anything. Also i asume that the actual conenction to the backend

2846257

When VPN is used to connect to SAP PI/PO system is used, the following error below is occurring when trying to open Integration Builder tools (ESR or ID) via VPN:



Cable structure

Requirements for Connecting to the Twilio REST API

Learn about connecting to Twilio REST API, troubleshooting common issues, and ensuring secure communication with detailed guidance and support.



1911741



Cannot connect to server using message server:
ms:///P4 (SERVER_MS_NOT_AVAILABLE) In
parallel with this, the Message Server may have
crashed.



How to solve errors on PSM servers?

The problem seems to reside on the two PSM machines; however, the machines are functioning normally, and we can reach the target server from the PSM, via RDP and using the account stored in

Contact Us

For datasheets, pricing, or custom high-speed optical interconnect solutions,
please visit:
<https://www.syropy.com.pl>