


# Low-voltage switchgear busbar selection requirements





## Overview

---

For busbar sizing, the primary references are IEC 61439 (for low-voltage switchgear and controlgear assemblies) and IEC 60287 (for current-carrying capacity of cables). IEC 61439 is a standard developed by the International Electrotechnical Commission (IEC) that covers design verification for low-voltage electrical products and assemblies. When designing electrical power systems, one of the most critical aspects is selecting the right size for busbars. They carry large currents and must be properly sized to ensure safety, performance, and. IEC 61439 establishes comprehensive design rules for low voltage switchgear assemblies up to 1000V AC or 1500V DC, mandating verification of temperature rise limits, short-circuit withstand strength, dielectric properties, and protection against electric shock through testing, calculation, or. The Standard IEC 61439 explicitly outlines the verification types required from both entities engaged in the final conformity of the solution: the Original Manufacturer, who ensures the design of the LV assembly system, and the Assembly Manufacturer, accountable for the switchboard's final. Behind every reliable low voltage switchgear lineup is a design balance that is harder than it first appears: current must flow safely, heat must be controlled, internal space must stay usable, and the assembly must still be practical to manufacture, install, and maintain.



## Low-voltage switchgear busbar selection requirements

---




### Busbar Clearances and Creepage Distances:

Governing Standards: IEC 61439, IEC 60664-1, and Their Relationship to Busbar Design IEC 61439 governs low-voltage switchgear and controlgear assemblies as products. It sets service

### IEC 61439 Standards-R1

Rated impulse withstand voltage, referred to as  $U_{imp}$ , is the peak value of an impulse voltage of prescribed form and polarity that the equipment is capable of withstanding without failure under



### IEC 61439 Busbar Standard: A Guide to Low-Voltage

This standard defines the design verification, test requirements, and thermal performance of the assemblies. The IEC 61439 standard applies to

### IEC 61439 standard for low voltage switchgear and

Requirements and design specifications: Protect the Assembly



### **IEC Standard for Substation Design: Complete Guide to**

Learn the IEC standard for substation design including layout planning, insulation coordination, grounding, safety clearances, and international



### **IEC Standard for Busbar Sizing: Complete Guide to IEC**

The IEC standard for busbar sizing provides detailed guidelines to help engineers select appropriate busbar dimensions. This ensures that systems



### **Busbar Presentation2.pdf**


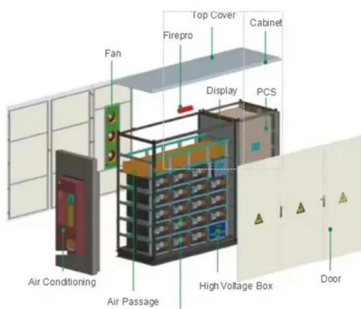
Key factors in busbar selection include rated current, short circuit withstand capability, ambient temperature, and enclosure protection level. Proper sizing





## Busbar Design for LV Panels: What Most Engineers Get Wrong

By selecting the right copper or aluminum busbar arrangement and following verified design principles, panel builders can improve safety, reduce downtime, and deliver more reliable low-voltage



## Busbar Design Standards for MV Switchgear

Part 1: Overview of Busbar Design Standards The design of busbars in Medium Voltage (MV) switchgear must strictly adhere to

## Aluminium flat busbar for switchgear size selection and engineering

Common aluminum busbar size specifications cover three core dimensions: width, thickness and length. In low-voltage switchgear applications, the width of aluminum flat busbar is



## Advanced Study of Protection Schemes and Switchgear

Offered by L& T EduTech. This course concentrates and details about Transmission line protection, Generator protection, Transformer Enroll for free.



## IEC 61439 Low Voltage Switchgear Design: Complete 2026 Guide

Master IEC 61439 low voltage switchgear design. Learn temperature limits, short-circuit verification, and separation forms in this guide for engineers.



### Aluminium flat busbar for switchgear size selection and engineering

In low-voltage switchgear applications, the width of aluminum flat busbar is usually selected in the range of 30mm to 120mm, and the thickness is selected in the range of 4mm to 10mm

### Used Low Voltage Switchgear-High Voltage & DC Electric Motor

Used low voltage switchgear, as MNS 400v switchgear, is suitable for systems with AC 50~60Hz and rated operation voltage of 660V and below. It is used for the control of power generation,



### How to Choose a Protection Current Transformer for Switchgear?

HPT protective current transformers for low-voltage switchgear, MCC, and busbar protection systems. Reliable relay protection, high short-circuit withstand, and compact installation design.



## Low Voltage Bus Bars for Switchgear

Low Voltage Switchgear bus bar for panelboards, switchboards, switchgear, splitters, and all other electrical enclosures and cabinets.




## Cast Copper High Copper Alloy Switchgear Material: Comprehensive

Cast copper high copper alloy switchgear materials represent a critical class of engineering materials designed to meet the demanding requirements of low-voltage and medium-voltage

## Dynamic Switchgear-High Voltage & DC Electric Motor Manufacturer

KYN28A-12 dynamic switchgear consists of fixed cabinet and removable vacuum circuit breaker trolley. The fixed switchgear cabinet is divided into four small chambers: busbar chamber, circuit breaker



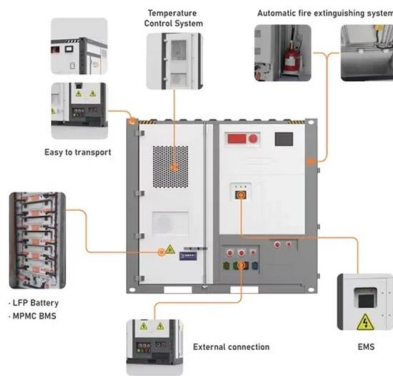
## Flexible Busbar: Types, Sizing & IEC/UL Standards

Compliance with major standards like IEC 61439 busbar requirements for low-voltage assembly and UL 508A busbar spacing and SCCR for industrial

## How to Select the Right Busbar for Your



Busbar choice sets thermal margin, fault survival, voltage drop, joint reliability, and future expandability for the whole assembly. A good design balances rated current, prospective short-circuit



### DIN VDE 0100-540:2012

This standard applies to electrical installations supplied with high-voltage power, where the high-voltage and low-voltage sides of the grounding device must comply with the requirements of DIN VDE 0100

### Low Voltage Switchgear Design for US and EU Markets: Busbar

Learn how low voltage switchgear design balances busbar current rating, cabinet space, heat management, and modular construction for U.S. and European projects.



### Busbar Design in Switchgear: Key Principles & Best Practices

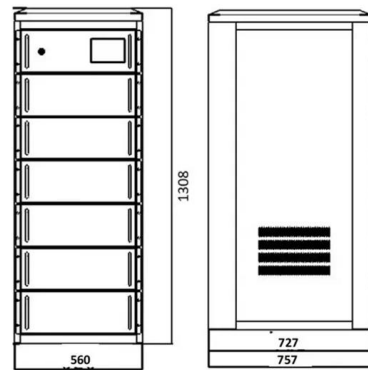
Choosing the right busbar material is a key step in switchgear design. Material choice affects electrical performance,





### Cast Copper Pure Copper Switchgear Material: Advanced

Low-Voltage And Medium-Voltage Switchgear Components Contact Systems: Pure copper or lightly alloyed copper serves as the base material for fixed and moving contacts in circuit breakers,



### Switchgear Busbar Sizing Guide: Current, Temperature Rise, and

AI Snapshot switchgear busbar sizing decisions should start from voltage class, fault level, and installation environment. Protection, interlocks, and maintenance access are often as

## Contact Us

---

For datasheets, pricing, or custom high-speed optical interconnect solutions, please visit:  
<https://www.syropy.com.pl>