

KVM Switcher Hotkeys





KVM Switcher Hotkeys



How can I use the hotkey of these KVM Switch ? I dont

Looking at the manual, it appears there's two different ways to use the hotkeys: - the default would be to hold Ctrl+Shift and press the number for the relevant device (i.e. Ctrl+Shift+1 selects port 1,

How Does Hotkey Improve Your KVM Switch Setup?

Explore how to improve your KVM switch setup using hotkey, including how to set up and customize hotkeys for a seamless multi-PC experience.



KVM Switch keyboard shortcuts - DefKey

A KVM Switch is a hardware that allows accessing multiple computers with one keyboard and mouse. KVM switches can have two ports for two

StarTech P2ADD121D-KVM-SWITCH Dual-Monitor DisplayPort KVM Switch

The Video Matrix KVM Switch allows you to view one display from each connected computer and switch the keyboard, mouse, and audio device between the selected displays using hotkeys. You can also



How TESmart KVM Hotkeys Work

Learn how TESmart KVM hotkeys enable fast, reliable switching across multiple computers and operating systems. This guide covers design

KVM Switch

This KVM switch supports (2) DisplayPort and (2) HDMI inputs and (2) HDMI outputs (to screens) up to UHD 4K at 60 Hz (4:4:4). HDCP2.2 allows 4K 60 video streams




Hotkeys for 2 ports kvm & 4 ports KVM

Hotkey commands Switch inputs (3,4 are 4x1 KVM only) Switch next or previous input Changes hotkey trigger between Scroll Lock to Right-Ctrl



Hot-Key Switching , KVMGalore Knowledge Base

Hot-key switching is a feature typically available on KVM switches and keyboard/mouse (KM) switches that supports switching the focus from one computer to another by means of using a



KVM-0223 Cable KVM Switch, 2 Ports, VGA, USB, Audio User Manual

There are three methods to control your KVM Switch for computer and Audio/Mic channel selection: using (1) the QuickSwitch Button (a wired remote control), (2) a hotkey sequence or (3) the KVM

TESmart 4K@144Hz Displayport + HDMI KVM Switch

TESmart 4K@144Hz Displayport + HDMI KVM Switch Dual Monitor USB 3.0, HDMI 2.1 & DP 1.4 KVM Switch 2 Monitors 2 Computers 8K@60Hz for Gaming,



KVMKV62series


KVM Switch, KV62 series A keyboard hotkey sequence consists of at least three specific keystrokes: Hotkey sequence = + + Command key (s)

TESmart HDMI KVM Switch 2 Monitors 2



Computers 4K@60Hz, USB

TESmart HDMI KVM Switch 2 Monitors 2 Computers 4K@60Hz, USB 2.0, Dual Monitor KVM Switch HDMI 2 Port Extended Display, EDID emulators, L/R Audio, Hotkey Switch, Button Switch with Input



TESmart 8K@60Hz HDMI KVM Switch 2 Computers 1

TESmart 8K@60Hz HDMI KVM Switch 2 Computers 1 Monitor, USB 3.0 HDMI KVM Switch 2 Ports 4K@144Hz, Support EDID, Gigabit Network, Hotkey Switch, Audio

4-Port Dual 4K60Hz Hybrid KVM Switch for 4 PCs & 2

HDC402-P23: Dual 4K60Hz Hybrid KVM Switch for 4 PCs & 2 Monitors with EDID emulation, MST mode, Gigabit LAN, USB 3.2, and USB-C/HDMI/DP inputs.



- ✓ 50KW/100KWH
- ✓ HIGHER POWER OUTPUT IN OFF-GRID MODE
- ✓ CONVENIENT OPERATION & MAINTENANCE
- ✓ PRE-WIRED

AV Access KVM Switch Dock for a Laptop and 2

AV Access KVM Switch Dock for a Laptop and 2 Desktop PCs, Dual 4K Monitor USB C Docking Station, Type-C 65W Charging for Laptop, Ethernet, EDID, Hotkey



HDMI KVM Switch 2 In 1 Out

Easy Switch Two convenient methods for signal switching: dedicated switch buttons and hotkeys. This flexibility allows you to effortlessly toggle between devices,



TESmart HDMI KVM Switch Dual Monitor 2 Computers 4K@60Hz

NOTE: Please make sure your laptop is capable of dual monitors before purchasing Switching with Efficiency and Ease: HDMI 2 monitor KVM provides 3 switching options to suit your needs. Whether

HDMI 2.1 KVM Switch 2X1 4K 120Hz 8K 4 Port USB 3.0 KVM Switcher

When you click on links to various merchants on this site and make a purchase, this can result in this site earning a commission. Affiliate programs and affiliations include, but are not limited to, the eBay



Amazon : Kvm Switch


Discover KVM switches that simplify your workspace. Share devices like printers and hard drives across PCs with plug-and-play convenience.



Used MT-VIKI DisplayPort KVM Switch 4 Port 4K@60Hz DP Switcher

This 4x1 dp kvm switch allows 4 PCs share 1 set of keyboard, mouse and monitor with four USB 2.0 port for keyboard, mouse, printer, u-disk or scanner. Create a simplified workstation with 4 computers with

Product Photography



Best 8K Dual Monitor DisplayPort KVM Switch for

The best DisplayPort KVM switch for gaming & home office. Supports dual monitor and high refresh rates like 4K@165Hz/144Hz, 2560x1440@144Hz/120Hz.

ATEN KVM Hotkeys , ATEN Corporate Headquarters

Our KVM switches provide an extensive, easy-touse, hotkey function that makes it convenient to access, control, and configure your KVM installation from the keyboard.

- ✓ Slow Axis Aligned (0°) - for standard sensing applications
- ✓ Fast Axis Aligned (90°) - for special modulation applications
- ✓ 45° Axis Aligned - for depolarizer applications



Hotkeys for 2 ports kvm & 4 ports KVM

Try using Scroll Lock as a hotkey trigger, if not, then Right-Ctrl." "My keyboard does not have a Scroll Lock button Use Right-Ctrl, Right-Ctrl, 1, or 2 to

Hotkey Switching and Configuration



Commands KVM Switch Pro USB

The KVM switch can be reconfigured to use a different hotkey from the following list: NUM LOCK, or CAPS LOCK, or F12 or Escape (ESC) key. Press the universal hotkey twice to invoke the switching



Set Up KVM Switch With Dual Monitors

How to set up and use a KVM switch for 2 computers and 2 monitors seamlessly - no tech skills needed. Updated to reflect current gear + workflows.

Orei

Shop Orei 4K@60hz 4 port HDMI Seamless KVM Switch w/ Multi Viewer (Audio USB3.0) UKM 401MV Black products at Best Buy. Find low everyday prices and buy online for delivery or in-store pick-up.



Hotkey Switching and Configuration Commands KVM Switch Pro USB

Keyboard Hotkey Switching The KVM switch may also be conveniently switched and configured using keyboard hotkeys. This process is invoked by pressing a universal hotkey on the keyboard twice



Contact Us

For datasheets, pricing, or custom high-speed optical interconnect solutions,
please visit:

<https://www.syropy.com.pl>