

Huijue Core Switch 4506





Huijue Core Switch 4506



Cisco 4506

View online or download Cisco 4506 - Catalyst Switch Configuration Manual, Overview, Datasheet, Product Support Bulletin.



WS-C4506-E

The Cisco WS-C4506-E is a Catalyst 4500-E series switch. It is a high-performance, scalable, and modular Ethernet switch designed for enterprise networks. It offers advanced features such as high

Cisco 4506-E

View online or download Cisco 4506-E - Catalyst Switch Manual, Installation Manual.



Catalyst 4500 Series Installation Guide

The Catalyst 4506 switch (see Figure 1-2) is a six-slot switch designed for high-performance, high-density wiring closet applications. The Catalyst 4506



Catalyst 4500 E-Series Installation Guide

Catalyst 4506-E Switch The Catalyst 4506-E switch is a 6-slot horizontal chassis supporting redundant power supplies, a single supervisor



Huijue Core Network ITC Equipment Room Upgrade at Jiangxi

Huijue transformed the core network ITC equipment room at Jiangxi Telecom Tower, improving efficiency, reliability, and 5G readiness for the core network to further drive digital innovation in




WS-C4506-E Datasheet

Cisco Catalyst 4506-E chassis offers 6 slots with Fan, 5 line-card slots and 1 supervisor engine slot with supporting up to 244 ports and up to 1500W POE power per slot.



A Specifications

A Specifications Cable and technical specifications for Catalyst 4500 series switches are provided in the following sections: o Catalyst 4503 Switch Specifications, page A-2 Catalyst 4506 Switch

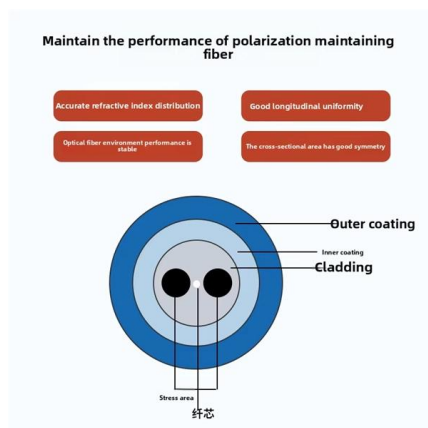


Cisco WS-C4506-E Catalyst 4500E 6-Slot Chassis, Fan,

Deploy Cisco WS-C4506-E 6-slot Catalyst 4500E chassis with fan, centralized switching and modular line cards to scale campus access. Order online now.

c4500_ds

The Cisco Catalyst 4503, 4506, and 4507R offer the same comprehensive, scalable suite of 10/100/1000-Mbps Ethernet switch modules as the Cisco Catalyst 4003 and 4006. A variety of Cisco



Security on Core Switch 4506

Dear All, I am still new to the world of Cisco. I have here in My Network one Core Switch 4506 with 15 Edge Switch 3560. We configure the Core Switch with This Command :- A-) HO-CSW



SupC45_DS.PDF

The Cisco Catalyst 4503, 4506, and 4507R offer the same comprehensive, scalable suite of 10/100/1000-Mbps Ethernet switch modules as the Cisco Catalyst 4003 and 4006. A variety of Cisco




WS-C4506-E Datasheet Overview

Get more information Do you have any question about the WS-C4506-E? Contact us now via Live Chat or sales@router-switch .

Huijue Group's New Generation Home Energy Storage Inverter

Huijue Group's next-generation home energy storage inverter system perfectly integrates the solar inverter, lithium-ion energy storage battery, and energy management system. The solar



Cisco Catalyst 4500 Series Switch Data Sheet

This data sheet describes the benefits, specifications, and ordering information for the Cisco Catalyst 4500 Series Switches.



SFP module or SFP port issue in Core switch 4506 series

Start a conversation Cisco Community Technology and Support Networking Switching SFP module or SFP port issue in Core switch 4506 series Bookmark , Subscribe



Catalyst 4500 E-Series Installation Guide

Table 1-2 lists the environmental and physical specifications of the Catalyst 4503-E switch. The Catalyst 4506-E switch is a 6-slot horizontal chassis

Cisco Products & Services , Cisco Catalyst 4506-E

Description Cisco Catalyst 4506-E switch - rack-mountable The Catalyst 4500 Series with CenterFlex technology provides scalable nonblocking Layer 2-4




Catalyst 4500 Series Installation Guide

Catalyst 4506 Switch Specifications Table A-2 lists the Catalyst 4506 switch specifications.



How to replace a failed(not redundant) supervisor for Core switch 4506

Hello all, Please help me with this "how-to". This 4506 is VTP server. Totally we have 2 core switches 4506.(both are the same VTP Domain server) My question is: 1. do I need to shut



CISCO 4506-E

View and Download Cisco 4506-E - Catalyst Switch manual online.

Catalyst 4500 Series Installation Guide

Catalyst 4506 Switch Features The Catalyst 4506 switch (see Figure 1-2) is a six-slot switch designed for high-performance, high-density wiring closet




WS-C4506-E

The Cisco Catalyst 4506 E, or WS-C4506-E, is the Cisco Catalyst 4500 E-Series chassis that offers up to 240 ports of any access type. Compatible with the Supervisor Engine II-Plus (WS-X4013+), the



CISCO CATALYST 4506 SWITCH PRODUCT SUPPORT BULLETIN

View and Download Cisco Catalyst 4506 product support bulletin online. End-of-Sale and End-of-Life Announcement Layer 3 Services Module and Associated Software. Catalyst 4506 switch pdf manual



Contact Us

For datasheets, pricing, or custom high-speed optical interconnect solutions, please visit:
<https://www.syropy.com.pl>