

Huawei Switch Aggregation and Access





Overview

With up to 48 10 GE downlinks and 40/100 GE uplinks, the S6730-H series supports bandwidth-hungry access and spine layers—perfect for Wi-Fi 6 APs, 4K/8K video, and virtualization workloads. Based on Huawei's VRP OS, the series delivers OSPF, BGP, RIPng, IS-IS, VRRP, and. Access devices downstream to the core layer can automatically go online through Zero Touch Provisioning (ZTP). Positioned perfectly as an Aggregation Switch or Core Switch, the S6730-H delivers scalability, security, and cost-effectiveness for modern digital infrastructures. Link aggregation provides link backup mechanisms, greatly improving link reliability. This article looks at what each such tool does, compares how they differ from each other, and offers suggestions as to what sort of network each.



Huawei Switch Aggregation and Access



Core, Aggregation, or Access Switches? Choose the

Discover the crucial differences between core, aggregation, and access switches. Find out which type can best transform your network's

Why Invest in a Huawei Aggregation Switch? Is Your Network Ready

While access switches manage local device connections, the Huawei aggregation switch operates at a strategic layer, funneling data between hundreds of devices and the



Shop Aggregation Switches with Competitive Pricing

We carry models from Huawei, Cisco, and Ruijie--trusted names in the industry. Whether you're deploying aggregation switches, access switches, or building a

Instagram

The Huawei CloudEngine S5735-L48T4XE-A-V2 is a Layer 3 enterprise access switch from Huawei's CloudEngine S5735-L-V2 series, designed for campus networks, SMEs, and aggregation layers. It




network-switch Huawei CloudEngine S5731-S24T4X 24-Port Data Switch

Buy Huawei 24GE data ports and 4 SFP+ uplinks. Non-PoE Layer 3 switch with iStack, SVF, and telemetry. Ideal for enterprise access, aggregation and data center.

Huawei Ethernet Switch & Network Switches Solutions

Find an access or aggregation switch on a campus network or in. Huawei's comprehensive portfolio of switches enable you to achieve smooth digital



CloudEngine Series Data Center Switches

Huawei CloudEngine (CE) series switches are high-performance cloud switches designed for next-generation data centers and high-end campus networks. The series includes Huawei's flagship





Configuring Aggregation and Access Switches to Be Managed by the

On the core switch, configure a management subnet for aggregation and access switches, enable the DHCP server function on the gateway interface of the subnet, and enable the controller address auto



Huawei S6720S-26Q-EI-24S-AC: High-Density 10GbE and 40GbE Switching

The Huawei S6720S-26Q-EI-24S-AC addresses these challenges by providing a cost-effective yet powerful 10GbE access solution. One of the primary pain points for IT managers is the

Wiley Online Library , Scientific research articles, journals, books

Hier sollte eine Beschreibung angezeigt werden, diese Seite lässt dies jedoch nicht zu.



Huawei S6730 Switch - 10GE Aggregation & Core

The Huawei S6730-H Switch series answers with high-density 10 GE access, robust Layer-3 capabilities, VXLAN virtualization, and intelligent O& M.



Huawei S110-16LP2SR PoE Switch , 16 Port Gigabit

Huawei S110-16LP2SR PoE switch with 16 Gigabit ports, 124W PoE budget, SFP uplinks, and reliable performance for SME network deployments.

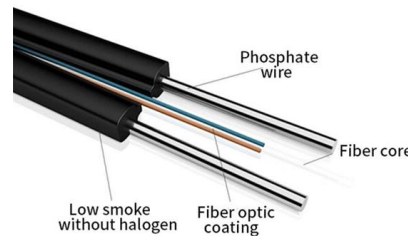


How to Choose the Right Optical Transceiver in 2025

Learn how to select the right optical transceiver for your switch or router. Compare SFP, SFP+, QSFP28, Cisco SFPs, and Huawei modules with

Cisco SFP vs GBIC vs XFP vs SFP+: A Practical

Learn the differences between SFP, SFP+, GBIC, and XFP modules - speeds, distances, and compatibility, from Network-Switch experts.




PEN Passive Aggregation Module

This solution consists of PEN central switches, PEN passive aggregation modules, and PEN remote devices (including access switches, RUs, and Wi-Fi APs). Figure 12-7 Architecture of the Xingmai



Configuring Aggregation and Access Switches to Be Managed by the

On the core switch, configure a management subnet for aggregation/access switches, enable the DHCP server function on the gateway interface of the subnet, and enable the function of



Configuring Aggregation and Access Switches to Be Managed by the

Context A large number of aggregation and access switches need to be deployed on a large or midsize non-virtualized campus network. Therefore, during the initial batch deployment of aggregation and

Configuring Aggregation and Access Switches to Be Managed by the

Configuring Aggregation and Access Switches to Be Managed by the Controller (Manual Device Addition, Management VLAN Auto-Negotiation, and Manual Eth-Trunk Configuration)



Huawei CloudEngine S5732-H Series Multi-GE Switches Brochure

Huawei CloudEngine S5732-H Series Multi-GE Switches Brochure CloudEngine S5732-H series switches are brand-new full-10GE(Multi-GE capable) access switches that provide 24-port and 48



Configuring Aggregation and Access Switches to Be Managed by the

On the core switch, configure a management subnet for aggregation and access switches, enable the DHCP server function on the gateway interface of the subnet, and enable the function of



Configuring Aggregation and Access Switches to Be Managed by the

Context A large number of aggregation and access switches need to be deployed on a large or midsize non-virtualized campus network. Therefore, during the initial batch deployment of

01-03 LINK AGGREGATION CONFIGURATION

Ethernet link aggregation, also called Eth-Trunk, bundles multiple physical links into a logical link to increase link bandwidth, without having to upgrade hardware. Link aggregation provides link backup



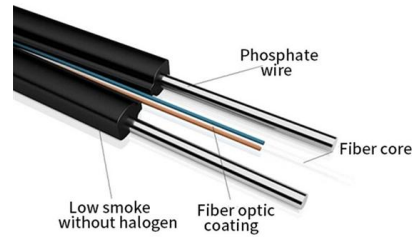
Huawei S6730 Series Switch Datasheet & Price

HuaWei S6730 Series The Huawei S6730 series comprises high-performance switches for enterprise and data center networks. They offer versatile port



CloudEngine S12700H Series Switches

CloudEngine S12700H series switches are Huawei's next-generation modular core/aggregation switches designed for high-end campus networks in the all-wireless era of Wi-Fi 6/7.



Huawei Switch S310-48T-4S - wodex

Huawei Switch S310-48T4S (48*GE ports, 4*GE SFP ports, AC power) Description: Huawei S310-48T4S is a high-performance Layer 2 Ethernet switch featuring 48 Gigabit Ethernet

Huawei 8 port switches

Huawei 8-port switches find use in retail environments to connect various network devices across different areas of the store or retail outlet. They can be employed to connect point-of-sale



Configuring Aggregation and Access Switches to Be Managed by the

In this way, when configuring aggregation and access switches to be managed by the controller, you can configure the core switch as the management subnet gateway of the aggregation and access



Link Aggregation Configuration

Example for Configuring Link Aggregation in Manual Mode When Switches Are Directly Connected Overview Ethernet link aggregation increases link bandwidth by bundling multiple physical links to



Contact Us

For datasheets, pricing, or custom high-speed optical interconnect solutions, please visit:
<https://www.syropy.com.pl>