

# **Huawei Core Gigabit Switch Parameters**





## Huawei Core Gigabit Switch Parameters

---



### CloudEngine S16700 Series Switches

CloudEngine S16700 series switches are flagship core switches with record-high performance designed for high-quality 10 Gbps campus networks. This series

### Master Huawei Switch Commands? Can Your CLI Skills Define

It's the difference between just having switches and truly orchestrating your network's destiny. Now, back to the core question from our title: Can Your CLI Skills Define Network Success?



### S5700-HI Series Gigabit Enterprise Switches

S5700-HI Series Gigabit Enterprise Switches  
S5700-HI Series Gigabit Enterprise Switches  
Product Overview The S5700-HI series (hereafter referred to as S5700-HI) are advanced gigabit Ethernet



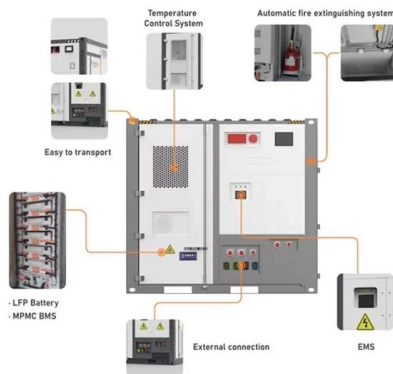
### Example for Configuring the Rate and Duplex Mode of an Ethernet

This page provides a guide to configure the rate and duplex mode of an Ethernet interface for optimal network performance.



### Native AC Solution: Core Switches Function as the Gateway for Wired

Configure CSS on core switches and stacking on aggregation switches, and configure MAD and uplink and downlink Eth-Trunk interfaces on the switches. For details, see Typical CSS and Stack



### Notes/hardware/huawei/huawei-switch-commands.md at master

```
// Set port GE0/0/1 link type to trunk and allow VLAN 10 and 20. // Set port GE0/0/4 link type to access and use VLAN 10 as default VLAN. // Do factory recovery in user-view. // Check latest factory
```

### Waterproof and dustproof, reliable and safe

The outer classic sink design allows the sealing ring of the cabinet and door to be seamlessly compressed without leaving a trace of gaps



### Huawei S5330-HI Series Switches Product Brochure

Huawei S5330-HI Series Switches Product  
Huawei S5330-HI gigabit ethernet switches are Huawei-developed next-generation agile switches that provide fixed full gigabit access and 10GE uplink





## S1700 Series Switches

S1700 Series Switches Huawei S1700 series switches are ideal for small to medium-sized businesses, Internet cafes, hotels, schools, and others. They are easy to install and maintain and provide rich




## Configuration Guide

They include file system commands, FTP commands, TFTP commands, XModem downloading commands, configuration file switching commands, power supply control commands, backup board

## S5320 Gigabit Ethernet Switches -- Huawei products

S5320 Gigabit Ethernet Switches The S5320 series gigabit Ethernet switches are energy-saving switches developed by Huawei to meet the demand for high



## Basic Interface Configuration Commands

This document describes all the configuration commands of the device, including the command function, syntax, parameters, views, default level, usage guidelines, examples, and related commands.



## Basic Configuration for Interfaces

This chapter describes interface types, interface numbering rules, and configuration parameters that facilitate interface management. This document describes the principles and configurations of



## 10Gb Switch Concepts, Parameters, and Application Scenarios

The 10Gb/s Switch provides sufficient bandwidth to support the transmission of high-definition and 4K videos, making it suitable for scenarios such as broadcasting stations and video



## Huawei Switch Configuration Guide , PDF , Network

This document provides instructions for configuring Huawei switch commands. It discusses starting a configuration session, viewing different configuration modes,




## Ethernet Interface Configuration Commands

This document explains Ethernet interface configuration commands, including functions, syntax, parameters, views, default level, guidelines, examples, and related



## Huawei Switch Configuration Guide

The document provides configuration instructions and commands for basic switch configuration using Huawei switches. It covers topics such as changing the




### How to do Starting Configuration of Huawei Ethernet Switch S5735

In this video, we configure huawei network switch s5735 and S5700 series. first, go through the initial mode to access GUI (graphic user interface) web pag

### S5720-LI Series Simplified Gigabit Ethernet Switches

Introduction Building on next-generation, high-performance hardware and the Huawei Versatile Routing Platform (VRP), the S5720-LI series support intelligent stack (iStack), flexible Ethernet networking,



### Standalone AC Solution: Core Switches and ACs Function as the

Aggregation switches set up stacks to implement device-level backup and increase the interface density and forwarding bandwidth. In this example, core switches and standalone ACs function as the



### CloudEngine S5732-H Series Switches

Introduction The CloudEngine S5732-H series switches are the next-generation gigabit fixed switches developed by Huawei. The CloudEngine S5732-H builds on Huawei's unified Versatile Routing



### Huawei S5700-EI Series Switches Product Brochure

Product Overview The S5700-EI series gigabit enterprise switches (S5700-EI) are next-generation energy-saving switches developed by Huawei to meet the demand for high-bandwidth access and

### CloudEngine S5732-H Series Switches , Huawei Enterprise

Huawei CloudEngine S5732-H Series Multi-GE Switches are designed for the Wi-Fi 6 era with 2.4 Tbit/s switching capacity and multi-GE ports. Learn more.



### huawei switch cheat sheet - GitHub

Huawei Switch Discovery Tool: This tool can be used to discover Huawei network switches on a network. It can also be used to gather information



## Ethernet Interface Configuration Commands

S12700 and S12700E V200R021C00, C01 Command Reference This document describes all the configuration commands of the device, including the command function, syntax, parameters, views,



### Pre-Terminated Patch Panel

- Standard 19" width
- Max 144 fibers in 1U
- MPO/Fusion Dual-Purpose



Removable Cable Management Tray



Transparent Front Cover



High-Quality Malleable Coated Steel

## HUAWEI QIDWAY S5600 SERIES OPERATION MANUAL Pdf

View and Download Huawei Quidway S5600 Series operation manual online. Quidway S5600 Series switch pdf manual download.


## Data Center Switches

Data Center Switches CloudEngine Data Center Switches -- Ethernet switches widely used in diverse applications and in different network sizes, in both data



## Ethernet Interface Configuration Commands

Commands provided in this section and all the parameters in the commands are supported by all switch models by default, unless otherwise specified. For details, see specific commands.





## Contact Us

---

For datasheets, pricing, or custom high-speed optical interconnect solutions, please visit:

<https://www.syropy.com.pl>