


How to reset a Xiaomi fiber optic router





Overview

Press and hold the reset button on the router for 5 seconds or more until the indicator turns orange, then the router resets successfully. I'll show you how to safely disconnect, locate the reset button hidden behind a small hole, and use a common. Read the tutorial below and learn how to perform a Hard Reset XIAOMI Mi Router 4A.



How to reset a Xiaomi fiber optic router



Hard Reset Xiaomi AX3600 Router

How to troubleshoot or setup starting with a hard reset a Xiaomi AX3600 internet Router modem to factory default settings if it is not working or not connecting or if it is frozen or not

How to reset any Xiaomi Mi Router

We are going to see how to reset any Xiaomi Mi Router by the way in simplest way.



How to Restart Your Router and Modem

Learn how to properly restart your modem and router to fix slow internet or dropped connections. Includes step-by-step instructions, Spectrum



How to restore the Xiaomi Router AC1200 to the factory settings?

How to restore the Xiaomi Router AC1200 to the factory settings? First, make sure that the router starts working normally, then hold down the Reset button at the base of the router for more than 5 seconds



How to reset Xiaomi Mi Router 4A AC1200 (100M Edition) (R4AC)

How to reset Xiaomi Mi Router 4A AC1200 (100M Edition) (R4AC) fjpinto18 8.09K subscribers
Subscribe



The Easy Way to Fix Your Router's Problems

This is a useful troubleshooting step that can help fix common issues with your router and restore it to its original settings. How to factory reset Xiaomi AX3000 Mesh?



How to reset the Xiaomi Router AX1500 to the factory settings?


Make sure the router is powered on and starts working. Press and hold the Reset button on the back of the Xiaomi Router AX1500 for more than five seconds and release the button when the system





How to Factory Reset Your Router

Learn how to factory reset your standalone router or mesh Wi-Fi system to resolve speed issues you may have with your internet speeds.



Easy Steps to Factory Reset Your Xiaomi Mi Router

? Struggling to reset your Xiaomi Mi router to its factory settings? Join me today as I walk you through the surprisingly simple steps to get your router

wifi 3

Mi Router Wi-Fi supports Chinese characters in network names. But the devices (phones, tablets, computers) you connect to the router should also support Chinese SSID.



Hard Reset XIAOMI AC2100 Gigabit Router

When your XIAOMI AC2100 Gigabit Router router is on, press the Reset button on the back of the device. Hold it for a few seconds. Now the LED on the front of the

How to Reset Your Router: Step-by-Step Guide for Fast



Step-by-step guide to reset your router and restore fast internet. Fix slow connections and network issues, and get online quickly and safely.



How to restore the Xiaomi Router AX3000T to its factory settings?

1. Ensure that the router has been started;
2. Press and hold the reset button on the router for 5 seconds or more until the indicator turns orange, then the router resets successfully. Note: Please reconfigure

Easy Guide to Set Up Your Xiaomi Mi WiFi Router

Are you ready to get your Mi Router set up and running flawlessly? Dive into this step-by-step guide where I show you how to power up, connect, and configure your Mi Router for optimum performance.




How to Reset Wi-Fi on Your Xiaomi Robot Vacuum Cleaner

Why Do You Need to Reset Wi-Fi? There are several common reasons you might need to reset the Wi-Fi settings on your robot vacuum: Router Configuration Changes: If your home network has been



Master Reset XIAOMI Mi Router 4A, How To

First method: Unplug the power cord from the XIAOMI Mi Router 4A router. Click and hold the Reset Key, while you plug back the electric cord. Keep holding the Reset Button for about 10 seconds until



How to Reset Wi-Fi Network on XIAOMI Mi Smart Home Hub

If you recently changed your router or Wi-Fi password, it is possible that your XIAOMI Mi Smart Home Hub won't be able to connect to your new Wi-Fi network.

How to reset the fiber router

Locate the fiber router. It can be found in the living room, office or any other room in the house. It is usually a small device with flashing lights. 2. Look for the reset button. It is usually located




Rebooting or resetting a router

A router restart, also known as rebooting, is often the quickest and easiest way to resolve a variety of internet issues. If rebooting doesn't solve your connectivity



Hard Reset XIAOMI Mi Router 4A

When your XIAOMI Mi Router 4A router is on, press the Reset button on the back of the device. Hold it for a few seconds. Now the LED on the front of the device will




Hard Reset XIAOMI Mi WiFi Router 4C

Need to reset your XIAOMI Mi WiFi Router 4C? This guide provides step-by-step hard reset instructions, plus AI chat integration for instant Q& A and PDF download.

How Do I Reset My Fiber Internet for a Quick Fix?

Resetting your fiber internet router can be an effective solution to fix various connection issues. Here are the steps to follow for resetting your fiber internet router: 1. Identify the reset button:




How to Reset the Wi-Fi Connection on Your Xiaomi Robot Vacuum

Updated 2024-11-19 If you're having trouble connecting your Xiaomi robot vacuum to your Wi-Fi network, you're not alone. Sometimes, changes in your router settings or a forgotten Wi-Fi password



How to Reset Your Router or Modem: A Step-by-Step

A simple router reset can often resolve many common connectivity issues. This guide will walk you through the process of restarting your router or modem,



Xiaomi Fiber Optic Router: Is the Xiaomi Router Be5000

The Xiaomi Router Be5000 is compatible with fiber optic internet, offering 2.5Gbps support, stable performance under high load, and seamless integration with the Xiaomi Mi Home ecosystem for

How to Reset Your Router in 2026: Soft & Hard Reset

Log into your router's admin panel at 192.168.1.1 or 192.168.0.1 in any web browser, or open your router's companion app. Look for a section labeled



Fix Your WiFi Now

More ROUTER XIAOMI Mi AIoT AX3600 WiFi 6 Tips& Tricks: <https://router/> Welcome to our deep-dive tutorial on "How to factory reset with a button on ROUTER XIAOMI Mi AIoT AX3600 WiFi 6".



Contact Us

For datasheets, pricing, or custom high-speed optical interconnect solutions, please visit:

<https://www.syropy.com.pl>