

How to install the wind deflector of the distribution box





How to install the wind deflector of the distribution box



Essential Steps for Effective Septic Distribution Box Installation

Learn how to install a septic distribution box with essential steps, tips, and maintenance recommendations for long-lasting efficiency.

How to fit Wind Deflectors to Your Car

The MicksGarage Experts demonstrates how to fit wind deflectors to your car and shows you all the tips and tricks to make the job as easy as possible. You can order your G3 wind deflectors



How to Install Frost King Heat and Air deflectors

Make the distribution of air throughout your home more efficient and make your house more comfortable in any season. During the Winter, the curved air deflector directs warm air down for improved

Sunroof Wind Deflector Installation Instructions

Sunroof Deflector with AirCushion™ Gasket
Place the deflector on the vehicle's roof positioned slightly in front of the sunroof opening, making sure it is straight and evenly spaced on each side of the



AVS Wind Deflector Installation Instructions

Preparation Before Painting / Installation A trial fit is recommended to ensure proper positioning and fit. Check fit of parts before painting as we will not accept the return of modified or painted parts. Wash




TOPPER MANUFACTURING WIND DEFLECTOR INSTALL GUIDE

2. Place the U-Brackets provided over the top of the crossbar and secure to the Wind Deflector through the pre-drilled holes in using (4) 1/4" x 1" hex head bolts, (4) 1/4" flat washers and (4) 1/4" nylocks for



How To Install Wind Deflector Clips



In this video i will be showing you how to install wind deflector clips. Buy Now (Wind Deflector Clips): [more](#)





Distribution Box Installation: A Complete Guide to Safe

The distribution box, often referred to as a breaker box, fuse box, or electrical panel, is a critical component of any electrical system. It acts as the central hub for



How to fit Wind Deflectors , Road Addicts UK

This step-by-step guide explains how to fit ClimAir in-channel wind deflectors correctly, highlighting the critical positioning needed to prevent damage and

Step-by-Step Guide to Install MCB Distribution Box

Learn how to safely install an MCB distribution box with this comprehensive guide. Step-by-step instructions to ensure correct installation.



How To Fit Wind Deflectors

Well, then you'll need to know how to install them - and that's where this short guide to fitting wind deflectors should come in handy. Let's get



LETECH WIND DEFLECTOR INSTALLATION INSTRUCTIONS

Before working on the vehicle electrical system, disconnect the battery . Use suitable hoists and tools when preparing and assembling the LETECH wind deflector . In general, the safety requirements of



Installation Guides - HAIBAK

Learn how to install Haibak wind deflectors with our comprehensive step-by-step guide in English, French, German and Italian including video voice narration.

The Best Solution to Install Components Inside The

The trickiest part of installing inner components of a distribution box is that the components' heights are irregular. E-Abel's flexible mounting bracket can



Installation Guide

Installation Guide Follow our simple step-by-step installation guide to help you efficiently fit your Edge Visors Wind Deflectors.



How to Install a Window Deflector

Now that we've covered the basics of how to install vent visors, it's worth mentioning that for your specific vehicle, a full set of vent visors may include both tape-on and in-channel deflectors. Since



Window Deflector Installation, How To Install Vent Visors

Learn how to install your tape-on or in-channel Window Deflectors at [AutoAccessoriesGarage](#) . Click or call 800-663-1570.

How to Fit Wind Deflectors: 14 Steps (with Pictures)

Because wind deflectors are easy to install, fitting them to your car does not require a trip to the mechanic or any special tools. As long as you clean



How to Install Edge Visors Wind Deflectors

Wind deflectors are designed to reduce wind noise, drafts and air turbulence inside your vehicle when the windows are slightly open.



Ducted Air-conditioning Supply Box Installation

Welcome to our channel! In this video, we'll show you how to install a ducted air-conditioning supply box. Follow our detailed, step-by-step guide to achieve




The Complete Guide to Distribution Box: Installation, Types & More

Quality distribution boxes represent a wise investment that pays dividends through improved safety, reduced maintenance costs, and enhanced system flexibility. As electrical demands

Polylok 12" Distribution Box Installation

Polylok 12" Distribution Box Installation Step-by-step instructions on how to install the Polylok 12" distribution or drainage box.




Small distribution box installation steps

The steps to install a small distribution box include selecting a suitable location, installing the base, placing the distribution box, connecting the



How to install electrical distribution box quickly?

We have the latest invention patent, which makes the installation of the distribution box easier. Website: eabel Email: eabel@eabel WhatsApp: +861732



TOPPER MANUFACTURING WIND DEFLECTOR INSTALL GUIDE

Place the U-Brackets provided over the top of the crossbar and secure to the Wind Deflector through the pre-drilled holes in using (4) 1/4" x 1" hex head bolts, (4) 1/4" flat washers and (4) 1/4" nylocks for



Fitting and Support

Our wind deflectors install quickly inside the vehicle window channel and do not stick on the outside.

DETAILS DISPLAY

Focus On Every Detail



01

Neat & Clean Layout

Cleaner arrangement of components. Easy to operate

How to install solar panel distribution box , NenPower

Embarking on the journey to install a solar panel distribution box necessitates meticulous planning and execution. Comprehensive knowledge of



Contact Us

For datasheets, pricing, or custom high-speed optical interconnect solutions,
please visit:

<https://www.syropy.com.pl>