

Green Light Red Light Distribution Box





Overview

[DUAL LIGHT DESIGN] Red and green dual LED lights for versatile signaling functions in AC and DC circuits up to 230V. Main parameters --- Model: JD9, Voltage: 230 V AC DC, Current: 20 mA, Working life: 30,000H, Connecting wire: 6mm², Effort torsion: 0. I have the following issues, green light on shunt all red lights on distributor, no SOC on screen. Product description□The KZ1M-10CW-D light indicator product is introduced as follows 10mm 12V light indicator metal shell adopts numerical control technology processing, to ensure the appearance of the atmosphere beautiful, high precision 12V light indicator w Catalog:. The platform is characterized by a short time-to-market, high efficiency, modularity and a convincing service concept. Thanks to their platform concept, REDline Power Boxes are ideal for implementing a. Red/green warning lights; 220v/24v compatible;Din rail mount; Thin profile design; Industrial signal indicator; High-quality Din Rail type LED indicator light for 220V/24V, perfect for distribution boxes. [Easy Rail Mount Installation] Quick and simple installation on din rails, suitable for use in a variety of places.



Green Light Red Light Distribution Box




Distribution box inner Light 220v Red Green yellow

It is the inside part of a distribution light. Available in 3 colors (Red, Green, Yellow) Distribution box inner Light 220v Red Green yellow Signal Light

Northlight Seasonal Set of 3 Lighted Green and Red Gift

You'll love the Northlight Seasonal Set of 3 Lighted Green and Red Gift Boxes Christmas Outdoor Decorations 16" at Wayfair - Great Deals on all products with



Electrical Transformer Box

An electrical transformer box, often referred to as a "big green box" or "green metal box," is a critical component in modern power distribution systems.

Lynx distribution lights all red

It also happened to me that all the lights on the Linux distributor were red, but the fuses were intact. I solved it by restarting the system.



Understanding Power Distribution Boxes: Types, Features, and

This guide delves into the intricacies of power distribution boxes, shedding light on their design, functionality, and regulatory standards. Readers can expect to gain a comprehensive



Distribution Box for Remote Driver Stadium Lights

Take control of your stadium lighting setup with our Distribution Box for Remote Driver Stadium Lights. Built for reliability in high-demand environments, this



Distribution Box Guide: Types, Components & Solutions

Understand distribution boxes (DB boxes) in 5 minutes. Learn about types, components, functions, and uses. Find the perfect DB box for your needs.



Quality Lighting Distribution Box & Electrical Distribution

We are good quality supplier of Lighting Distribution Box, Electrical Distribution Box and Weatherproof Distribution Box from China.




Control box with 2 momentary push buttons green 1NO

Surface box made of ABS plastic gray/black. It has a green button, a red button, and an LED pilot light. Momentary pushbuttons of type 1NO (normally open for green)

Lighting Distribution Systems: Flex Connectors & More

Lighting Distribution Systems Looking to power up your Lighting, Lamps & Tubes projects? Our comprehensive range of Lighting Distribution Systems has



16mm 220v led Distribution box plastic indicator light

They offer panel indicators and pilot lights in stock, available in different lamp colors such as amber, blue, clear, and green. However, the specific price range was not



The Ultimate Guide to Distribution Box Types

Discover the key types of distribution boxes with NUOMAK's comprehensive guide. Learn about Main Distribution Boards (MDB), Consumer Units, Transfer



gesis® RAN DISTRIBUTION BOXE

DISTRIBUTION BOX WIV TEMPORARY ELECTRICAL INSTALLATION Our fully pluggable surface-mounted installation distribution boxes are ideal for trade fairs, events and similar occasions where



10mm 12v TWO COLOR LED Distribution box metal light indicator

12V light indicator with wire LED adopts a non-polar LED, which can be used by customers without any positive or negative level. The service life of LED is 50,000 hours.



Din Rail type Power indicator light LED signal light 220v

High-quality Din Rail type LED indicator light for 220V/24V, perfect for distribution boxes. Thin 1P design with red and green warning signals. Reliable industrial



Fafeicy DIN Rail Lamp Red Green Dual Lights LED Indicator for

[Dual-Light design] This DIN rail signal light has red and green dual LED lights and is suitable for use in AC-50-HZ-60-HZ circuits with nominal voltages up to 230 V and DC voltages in circuit control systems.



DIN Rail Signal Light, AC DC 230 V Red Green Double Lights

Dual Lamp Design --- DIN track signal light with red and green dual LED lights, suitable for AC 50Hz 60Hz, the rated voltage exceeds 230V and the DC voltage does not exceed the 230V




Understanding Distribution Boxes: Your Guide to Power

Weatherproof Distribution Boxes These serve specific outdoor purposes, with rain, dust, and extreme temperatures sealed shut, protecting any



Electrical Distribution Boxes for Power Distribution

Electrical distribution boxes for modular power distribution and installation. Flexible distribution solutions for industrial and building electrical infrastructure.



Distribution boxes - For modular and



decentralised

Modern automation solutions are becoming increasingly decentralised. As a result, you need distribution systems that can be easily integrated into the common



Generic DIN Rail Signal Lamp Red Green Dual Lights for Distribution

[DUAL LIGHT DESIGN] Red and green dual LED lights for versatile signaling functions in AC and DC circuits up to 230V. [SPACE SAVING] Compact design saves space compared to traditional indicator

Distribution boxes

Discover projects all over the world that use our carefully matched lighting solutions.



REDline Power Boxes (PDU) Würth Elektronik

Thanks to their platform concept, REDline Power Boxes are ideal for implementing a wide variety of requirements and applications. You can choose a suitable solution

Magic Box Wide Beam(TM) Laser



Available with either red, green, or stunning blue/red or blue/green diodes, the Magic Box Wide Beam(TM) is the next level of laser performance -- out-shadowing and



Din Rail type Power indicator light LED signal light 220v

High-quality Din Rail type LED indicator light for 220V/24V, perfect for distribution



Contact Us

For datasheets, pricing, or custom high-speed optical interconnect solutions, please visit:
<https://www.syropy.com.pl>