

# **Formula for calculating relay protection setting values**





## Formula for calculating relay protection setting values

---



### Distance Protection Relay Settings Guide

Distance Protection setting calculation.pdf - Free download as PDF File (.pdf), Text File (.txt) or view presentation slides online. This document discusses distance

### Protection Relay Setting Interactive Calculator , FIRGELLI

Use this Protection Relay Setting Calculator to calculate pickup current, time multiplier settings (TMS), operating time, coordination time interval



### Relay Protection Settings (PSM, TSM, EL, OL, MF)

Time Setting Multiplier (TSM) scales the base time calculated from the relay's characteristic curves. The curve provides a base operating time for a

### Transmission Line Setting Calculations - Beyond the Cookbook

In general, relay engineers have two "knobs" to adjust when creating settings for a protective element in a relay: sensitivity and delay. Raising the sensitivity of an element improves dependability but



### Relay Protection in HV/MV Substations: Calculations,

Relay protection calculations determine the threshold values and parameters for the protective relays based on the substation's operational and




### Relay Setting Calculations Guide , PDF , Relay

The document outlines the steps for performing setting calculations, including determining required technical data, protection schemes, relay functions, and



### Over Current Relay Setting Calculator

Over Current Relay Setting Formula The following equation is used to express an overcurrent relay pickup (trip) current as a percentage of the feeder load current (i.e., as a "multiple





## Generator protection calculations settings , PDF

Sample relay setting calculations are shown for generator protection elements including 59N neutral overvoltage, 27TN third harmonic undervoltage, 46



### Relay Setting in Real Power System

Relay setting plays an important role in maintaining the reliability of a Power System. Read this blog to find out more about relay setting and how it is

### Relay Settings Calculations

To avoid relay mal-operation, set Slope 2 as high as possible. Normally, a high Slope 2 setting causes slow tripping for evolving faults (external-to-internal faults).



### MODEL SETTING CALCULATIONS FOR TYPICAL IEDs LINE PROTECTION SETTING

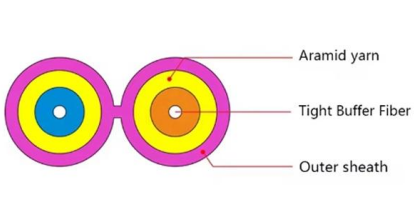
SUBSTATIONS INTRODUCTION In addition to setting criteria guide lines prepared by Subcommittee on relay/protection under Task Force for Power System Analysis under Contingencies for 220kV, 400kV



## Relay Coordination Study: Selectivity Calculations , EEP

The scope of study involves calculating the settings for protective relays to achieve selectivity during faults occurring in the electrical network for the

OEM/ODM  
CUSTOMIZATION AVAILABLE

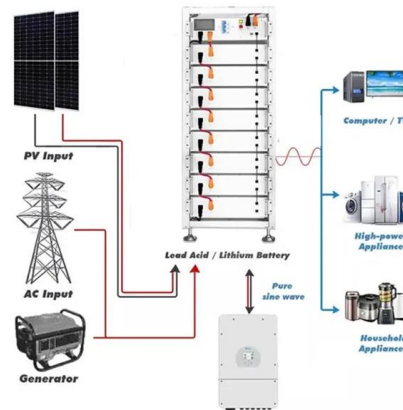


## Protection Settings: Calculating, Administering and Testing - ADMO at

Calculated (for settings that have not yet been implemented in the relay) In operation (relay files (dex, pcmp, etc.)) Protection setting (basis for calculation) Test files (OCC) Selectivity calculations (short

## Setting the generator protective relay functions

Protective relay functions and data This technical article will cover the gathering of information needed to calculate protective relay settings, the setting



## How to Calculate Motor Protection Relay Settings Step by Step

Calculate thermal overload, overcurrent, ground fault, and differential relay settings with step-by-step examples. Covers CT ratios and common mistakes.



### **Pick Up Current , Current Setting , Plug Setting Multiplier**

Plug Setting Multiplier (PSM): The ratio of the fault current to the relay's pickup current, critical for relay operation. Time Setting Multiplier (TSM):



### **Over Current Relay Setting Calculator & Formula Online Calculator Ultra**

Overcurrent relay settings are critical in designing and maintaining electrical protection schemes. They ensure that electrical devices and infrastructure are protected against potential damage from

### **All about Electrical Engineering: Calculation of relay**

06 April 2020 Calculation of relay settings for transmission lines - Distance protection  
Introduction: Electricity is transferred on higher voltage for long distances.



### **CALCULATION AND SETTING OF RELAYS IN TRANSMISSION**

The proposal itself and define the different protection zones should be based on impedance lines to be determined by the calculation referred to in the previous section of this article.





## Calculation Tools for Distribution System Protection

Explanation Calculation Example: This calculator helps in determining the settings and operating time of overcurrent relays in a distribution system. It calculates the base current, secondary




## A Guide for Calculating Step Distance Relay Settings

The relay setting development process should include a series of steps that guides the settings engineer to achieve reliable and properly coordinated relay settings. First, each utility must develop a solid



## Line protection calculations and setting guidelines for

Protection Settings The documents presented should serve as a model to various utilities in preparing similar documents for setting protection relays installed



## Relay setting calculation, IDMT relay, Protection, Electrical Technology

In this video we have explained calculation for IDMT over current relay setting calculation. These calculations are required for successful implementation of protection of power system and



## Contact Us

---

For datasheets, pricing, or custom high-speed optical interconnect solutions, please visit:

<https://www.syropy.com.pl>