

Current Handling Capacity of Tubular Busbars





Overview

Professional busbar sizing calculator with current-carrying capacity per IEC 61439, temperature rise analysis, short-circuit withstand (thermal & mechanical), skin/proximity effect derating, voltage drop, bolted joint analysis, and copper vs aluminum cost comparison. The current rating is calculated from the conductor cross-sectional area, material (copper or aluminium), and maximum. The purpose of this document is to detail the requirements of Northern Powergrid in relation to the tubular busbar systems and associated fittings detailed within this document.



Current Handling Capacity of Tubular Busbars




Busbar Current Capacity Calculator , Ampacity & Thermal Tool

Calculate busbar current capacity using DIN 43671. Supports Copper/Aluminum, parallel bar configurations, and plating factors for industrial design.

Aluminium Tubular Busbar Ampacity Guide

Aluminium Tubular Busbar Sizing Calculations- 132kV - Free download as Excel Spreadsheet (.xls), PDF File (.pdf), Text File (.txt) or read online for free. This



Busbar Current Calculator Online

Bus bar current Calculator: Enter the breadth and thickness of the busbar; do not enter the length of the busbar. Then press the calculate button, you get the

Types of busbars (solid, stranded, and tubular) in context of busbar

L is the length of the busbar Conclusion In conclusion, solid, stranded, and tubular busbars are three common configurations used in electrical distribution systems. Each configuration



Microsoft Word

Note Calculation is on the based on : Ac current capacity for Aluminum bar is 1 A/mm², & for Copper is 1.7 A /mm² Assumed that the bars are mounted in still but Unconfined open air. Current Rating for

Types of Busbars & Schemes - Explained with Applications

Understand Types of Busbars and how they make complex power distributions simpler in electrical power distribution,.




Business Documentation (DBD)

NPS/003/028 - Technical Specification for Tubular Busbars, Busbar Connectors and Terminal Fittings 1. Purpose The purpose of this document is to detail the requirements of Northern Powergrid in relation



Investigation of the dynamic rating of tubular busbars in

In recent years, Austrian Power Grid AG (APG) has successfully introduced dynamic line rating for the weather-dependent determination of the current-carrying capacity on various overhead



Busbar Size Chart: Types, Current Rating, Materials

Busbar size chart with types, current ratings, and materials guide. Learn standard dimensions, copper/aluminum selection, and electrical load capacity

Aluminium Busbars for Electrical Current Carrying

Aluminium Busbars for Electrical Current Carrying Aluminium Bus Bars for power distribution give an economic advantage compared to copper bars due to the lower cost of aluminium and to a significant



Busbar Calculator -- Current Rating, Temperature Rise, IEC 61439

The busbar sizing calculator determines the required busbar dimensions based on the continuous current rating, short circuit withstand, and thermal limits for switchgear assemblies.



Free Busbar Sizing Calculator: Current Capacity, Temperature Rise

Professional busbar sizing calculator with current-carrying capacity per IEC 61439, temperature rise analysis, short-circuit withstand (thermal & mechanical), skin/proximity effect



Busbar Current Calculator

Using our online calculator, calculate the maximum continuous current rating for busbars using width, thickness, and material. Determine the allowed

Business Documentation (DBD)

The purpose of this document is to detail the requirements of Northern Powergrid in relation to the tubular busbar systems and associated fittings detailed within this document.



Copper for Busbars

For busbar systems, the maximum working current is determined primarily by the maximum tolerable working temperature, which is, in turn, determined by considerations such as safety, the retention of



Electrical: Bus Bar

Ampacities and Mechanical Properties of Rectangular Copper Busbars: Table 1. Ampacities of Copper No. 110 Ampacities of Copper No. 110 Busbars - Ampacities in the table below are for bus bars



Copper for Busbars - Guidance for Design and Installation

For busbar systems, the maximum working current is determined primarily by the maximum tolerable working temperature, which is, in turn,

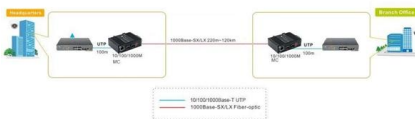
Electrical: Busbar

The following tables have been provided by the Alliance for Telecommunications Industry Solutions (ATIS), T1 Committee, and represent ampacities for busbar sizes and arrangements typically found



Busbars and Connectors in HV and EHV installations

Current-Carrying Capacity Rated current: Determined by material resistivity and heat dissipation conditions. Since bare conductors rely on air insulation, rated voltage





Busbar Current Calculator Online

Enter the breadth and thickness of the busbar; do not enter the length of the busbar. Then press the calculate button, you get the aluminium or copper busbar current



Bus Bar Size Calculator

Current carrying capacity and budget as under size busbar can cause heating and damage in busbar while over size busbar can affect the cost of project. By using

Investigation of the dynamic rating of tubular busbars in

Calculations of the current-carrying capacity of a tubular busbar based on the weather data over one year show that the current-carrying capacity can be regularly increased by several ten



Aluminum Busbar Sizing and Load Capacity

Copper busbars are renowned for their excellent conductivity, often preferred in applications requiring high current capacity. Conversely, aluminum busbars are



Microsoft Word

The following information relates to imported aluminium tubular busbars manufactured in accordance with Standard EN 755-2. Using the information detailed hereunder, you can calculate which



Current load capacity of copper and aluminium busbars

Current load capacity is the maximum value of the current flowing through the conductor in an unlimited period of time in certain conditions - it will

Contact Us

For datasheets, pricing, or custom high-speed optical interconnect solutions, please visit:
<https://www.syropy.com.pl>