


# Can a spectrometer analyze powders





## Overview


---

Infrared spectroscopy can be used to analyze solid, liquid, or gas samples. Here, we discuss the measurement of solids, particularly powder samples, by the diffuse reflection method. The SPECTRO XEPOS and SPECTROSCOUT X-ray fluorescence spectrometers are outstandingly suited for the analysis of powders and sintered metals and thus, also for the analysis of powders used for DMLS. Whether or not colour is a primary characteristic, colour measurement is used as a tool for quality and process control tool for the chemical industry. It is widely used in metallurgy, mineralogy, ceramics, environmental science, and quality control. Powders having an irregular shape and must therefore be measured in a container through an optical window or alternatively can be measured directly by pressing into a solid tablet form.



## Can a spectrometer analyze powders

---



### **Spectrometers: what they are, types, and main applications**

Spectrometers are fundamental tools in both scientific research and industry. Answering the question "what are spectrometers," they are instruments

### **Powder Analysis By Solvent Infrared Spectroscopy (SIRS)**

Bruker Optics Infrared spectroscopy is a common analytical method in the pharmaceutical industry. However, the analysis of powder products can be



### **How to Do Spectrophotometric Analysis: 13 Steps (with Pictures)**

By analyzing the light that passes through the solution, you can identify particular dissolved substances in solution and how concentrated those substances are. A spectrophotometer is the device used to analyze solutions in a laboratory research setting.

### **How Does a Spectrometer Work? An In-Depth Guide**

A spectrometer works by shining light onto a sample and analyzing the light that interacts with the material. This interaction can be absorption, reflection, or emission, depending on the type of



### Diffuse Reflection Method

Infrared spectroscopy can be used to analyze solid, liquid, or gas samples. Here, we discuss the measurement of solids, particularly powder samples, by the diffuse

### Spectrometers - Visual Encyclopedia of Chemical

Spectrometers use light wavelengths to investigate the chemical composition of a sample. Atomic spectrometers use an analytical method by which one or several



### Spectrometer


Incident light can be reflected off, absorbed by, or transmitted through a sample; the way the incident light changes during the interaction with the sample is





## X-ray Fluorescence (XRF) Analysis of Solid Powders

Discover XRF analysis for solid powders using the pressed powder method, a non-destructive method ensuring accurate multi-element detection across various industries with optimal sample preparation



## Surface analysis of powder binary mixtures with ATR FTIR spectroscopy

Results again correlated with the ATR FTIR spectroscopy measurements. It was additionally shown that a small proportion of finer particles can drastically influence the surface of

## Spectrometer Analyze Light With Precision

Discover how a spectrometer analyzes light with precision, uncovering hidden details in wavelengths. This powerful tool utilizes advanced optics and detectors to measure light intensity,



## Powder Metallurgy Analysis , SPECTRO

The SPECTRO XEPOS and SPECTROSCOUT X-ray fluorescence spectrometers are outstandingly suited for the analysis of powders and sintered metals and thus,



## Spectrometer

Spectrometers are used in astronomy to analyze the chemical composition of stars and planets, and spectrometers gather data on the origin of the universe.




## Spectrometer , Precision, Analysis & Light Waves

Explore the essentials of spectrometry: precision in analysis, understanding light waves, and its impact on chemical analysis. Perfect for

## Detection of powder samples based on UV Raman-fluorescence

This paper explores a detection method for powder samples using ultraviolet (UV) Raman-fluorescence spectroscopy. By leveraging the principles of Raman and fluorescence



## Spectrometer , Physics , Research Starters

A spectrometer is an analytical instrument designed to study the wavelengths of electromagnetic radiation, including visible light. It operates by capturing light, dispersing it into its constituent



## What to Look for in a Spectrophotometer for Measuring

Viewing Area While finer powders may lend themselves to a smooth, even sample surface, sample averaging is critical for measuring color in powders



### Technique: Pressed powder

X-ray fluorescence (XRF) analysis is a non-destructive technique used to determine the composition of solid powders. It is widely used in metallurgy, mineralogy, ceramics, environmental science, and

### Colour measurement of chemical solid samples,

Our versatile benchtop spectrophotometers offer laboratories solutions for measuring virtually all substrates from powders or granules in petri dishes, to liquids in



### Spectrometers: Unveiling Material Properties and Composition


Spectrometers, sophisticated devices used in various analytical settings, play a crucial role in analyzing the composition and properties of materials. They utilize electromagnetic radiation,





## What is a Spectrometer? Types and Uses

Spectrometers, various analyzes, and measurement values for recognized or unrecognized materials can be performed directly on site. The spectrometer



### TECH NOTE

Methods to Prepare Powders Several different methods are commonly used to prepare powder samples for SEM analysis. These range from the low-tech, low-cost methods that apply common laboratory

## Mineral Analysis Spectrometers , Precision, Efficiency

A comprehensive guide to mineral analysis spectrometers, detailing their use in geophysics for determining mineral compositions through




## What is a Spectrometer and How Does it Work?

Mass spectrometry can be combined with other techniques like chromatography for enhanced analysis. Applications: Mass spectrometers are



### Detection of powder samples based on UV Raman-fluorescence spectroscopy

Compared to traditional powder analysis methods, Raman spectroscopy offers numerous advantages, such as molecular fingerprint characteristics, simultaneous detection of multiple



### Spectrochemical Analysis , Metal Casting Resources

Spectrochemical analysis is used to determine the arrangement of atoms and electrons within molecules of chemical compounds. Optical emission

### Powder Characterization and Testing

Auger electron spectroscopy (AES), ion-scattering spectroscopy and X-ray photoelectron spectroscopy (XPS) can be used. The last is also known as electron spectroscopy for chemical analysis.



### What to Look for in a Spectrophotometer for Measuring

Beyond the key features to assess, several additional considerations can help guide you in finding the best spectrophotometer to meet your powder



**ColorLite GmbH**

If absolute values are needed the ColorLite spectrophotometers can be switched to "Powder" mode. In this mode a base calibration is made through the glass



### **Quantitative Analysis of Powdered Solids with FTIR-ATR**

Conclusion A single reflection micro-ATR is an easy-to-use accessory for the analysis of powdered mixtures. The ATR technique is simple, rapid and very

## **Contact Us**

---

For datasheets, pricing, or custom high-speed optical interconnect solutions, please visit:  
<https://www.syropy.com.pl>