


Calculation formula for wiring in low-voltage distribution cabinets





Overview

Cable sizing requires two critical calculations per IEC 60364-5-52: ampacity-based sizing using $I_t = \frac{I_b}{K_1 \times K_2 \times K_3}$ where derating factors account for temperature, grouping, and installation method, and voltage drop verification using. * System Type Select the electrical system configuration: DC, Single-Phase AC (2-wire), or Three-Phase AC (3-wire or 4-wire). The guide lists the process of design, assembly and documentation of a low-voltage switchgear assembly in the order of the necessary steps and at the same time assigns to these steps the relevant sections from the standard IEC 61439 / EN 61439. This Cable Sizing Calculator can calculate minimum active, neutral, and earth cable sizes in compliance with the international standard IEC 60364-5-52.



Calculation formula for wiring in low-voltage distribution cabinets




Planning and operation of LV distribution networks: a

The low-voltage (LV) distribution network is the last stage of the power network, which is connected directly to the end-user customers and supplies

Basics of power system design

Further pages address short-circuit calculations, coordination, overcurrent protection, voltage drop, ground fault protection, motor protection and application considerations for typical equipment utilized



how to choose low voltage power distribution cabinet ?

Choosing a low-voltage power distribution cabinet is similar to choosing GIS, but the focus is on load capacity, safety, and adaptability for low

Understanding the Essentials of Low Voltage

Low voltage distribution cabinets are a critical component of modern electrical systems, ensuring the safe and efficient distribution of power across




Voltage Drop Calculator , Southwire

Determines wire size to meet specific voltage drop limits or calculates voltage drop for a specific conductor run. When sizing conductors, calculations limits wire size to voltage drop and NEC



IEEE 525-2007_accepted

2 Accredited Standards Committee C2-2002, National Electrical Safety Code® (NESC®).1, IEEE Std 575, IEEE Guide for the Application of Sheath-Bonding Methods for Single-Conductor Cables and



Low-voltage electrical installations

5. IEC 60364-5-52:2011 tion and erection of electrical equipment - Wiring systems Guidebook, Low-voltage editions 2013. collective electrical installations publishing - Part 5-52:





Low Voltage Distribution Panel: Guide for LV Distribution

A low-voltage distribution panel is an electrical cabinet that receives low-voltage power from a main supply or transformer. It then routes power to downstream circuits through a controlled




ITER Electrical Design Handbook Codes & Standards

MCC is a low-voltage withdrawable-unit-type switchgear station for motor feeders with a main switch and door interlock. The MCC will consist of individual cubicles housed in the correspondent switchgear



Electrical Calculation Methods and Examples

2.3. If comparing voltage drops across different nominal voltages, voltage drop calculations should be referenced to a 120 volt base to allow ready comparison of the voltage drops throughout the system,



[electricalwikipedia.wordpress](https://electricalwikipedia.wordpress.com)

[electricalwikipedia.wordpress](https://electricalwikipedia.wordpress.com)



Free Cable Sizing Calculator IEC 60364-5-52 , ELEK Software

Cable Size Calculator for accurate current rating, voltage drop, short-circuit calculations complying with Standard IEC 60364-5-52.



Wire Size Calculator , Professional NEC Compliant Tool

Professional electrical wire sizing tool based on National Electrical Code (NEC) standards. Calculate proper wire gauge, voltage drop, and ampacity for safe electrical installations.

2016_Guide_IEC_EN61439_en_98171000_5_2 016 dd

The guide lists the process of design, assembly and documentation of a low-voltage switchgear assembly in the order of the necessary steps and at the same time assigns to these steps the



Planning and Operation of Low Voltage Distribution

The low-voltage (LV) distribution network is the last stage of the power network, which is connected directly to the end-user customers and supplies



Free Electrical Calculators & Tools ,



ElectricianCalc

Our wire sizing calculator considers load current, distance, voltage drop limits, and temperature conditions to help you pick the right gauge every time. Saves money



Professional Voltage Drop Calculator , NEC Wire Sizing Tool

Rather than using simplified formulas, this calculator uses measured resistance values for each wire gauge from NEC Table 8. This provides the most accurate results matching what you'll experience in

Professional Cable Sizing Calculator

The UK Wiring Regulations. Mandates maximum disconnection times (0.4s for 230V circuits), earth fault loop impedance Z_s limits, and cable sizing per Appendix 4 tables.



Cable Sizing

This guide provides a detailed explanation of cable sizing, including formulas, examples, and tips to help you make accurate decisions for any project. Why Cable Sizing is Important





Wire Size Calculator: Step-by-Step Guide with

This comprehensive wire size calculator guide provides the formulas, tables, and step-by-step calculations needed to determine the correct wire size



IEC 60204-1 Cable Sizing Guide: Formulas, Voltage

While temperature and grouping derating factors establish the thermal limits (covered comprehensively in our Electrical Derating Master Guide), this

Kabeldon Low Voltage Distribution System

Kabeldon provides a complete low voltage distribution system consisting of cabinets, busbars, switching devices, connectors and a wide range of accessories that support a great variety of customer



An example how to calculate voltage drop and size of

When designing circuits for sensitive electronic loads, it is important to account for a maximum voltage drop of 1.5% for branch circuits under full load



Cooler Master

In response to the Paris Agreement, Cooler Master has established group-level greenhouse gas (GHG) reduction targets, decarbonization pathways, and



Cable Sizing Guide , Enginist

Complete cable size calculation guide with formulas, standards (IEC 60364-5-52), and step-by-step examples. Learn how to calculate electrical cable sizing for ampacity, voltage drop, and



Contact Us

For datasheets, pricing, or custom high-speed optical interconnect solutions, please visit:
<https://www.syropy.com.pl>