

Alarm if light module is not plugged in





Alarm if light module is not plugged in




Sync Module no lights are working

Hi @Kolbyj, welcome to our Amazon Digital and Device Forum! Sorry to hear, you're having issues connecting your Sync Module to your Wi-Fi and you also not getting any light on the Sync Module itself.

If the sync module is unplugged does my camera still record

If the sync module is unplugged does my camera still record what exactly happens when the sync module isn't plugged up ?



LED button alarm with DS3231 RTC problems

After setting the alarm, it goes back into sleep mode and when the time comes, the LED blinks through an interrupt via RTC. When the button is set low, the alarm is disabled and you must

Rain Bird , A Global Irrigation Company

Rain Bird , A Global Irrigation Company



Blink module has no lights and won't turn on : r/blinkcameras

Our module and cameras worked fine but after we unhooked them and moved they were unhooked for about two weeks. The module wont turn back on. None of the lights come on or anything. We've tried



Why Your Blink Sync Module Keeps Going Offline

Troubleshoot why your Blink Sync Module keeps going offline. Step-by-step fixes to keep your Blink cameras connected and secure in 2025.




Lutron Connect Alerts Troubleshooting Guide

Explanation: This specific fixture is reporting an LED output error likely causing dimmed/no light output and needs to be serviced or replaced by the fixture manufacturer.



alarm.light_sleep_until_alarms() returns None for PinAlarms when not

I'm having trouble getting light sleep working with PinAlarms on my MagTag. Any ideas or workarounds for using light sleep and getting the button state when not plugged into a PC? Steps to



Outlet Mounted

Power failure alarm that mounts in a standard wall socket. The only power outage alarm that gives an alarm if your device is unplugged.

A sensor to detect if a device is powered on?

Hey everyone. I'm looking for advice on a device to notify me if something is powered on via mains power. In short, I'm trying to use my



How to fix common faults with a burglar alarm system

Faulty alarm panel: If you're experiencing a fault with your alarm panel it may be simply just a single faulty zone, or it might be that the whole alarm panel is





Blink module has no lights and won't turn on : r/blinkcameras

None of the lights come on or anything. We've tried all the reset stuff and even tested the cables to make sure they worked and they do. Just the module doesn't work. What to do? Power supply may




alarm.light_sleep_until_alarms() returns None for PinAlarms when not

I'm having trouble getting light sleep working with PinAlarms on my MagTag. Any ideas or workarounds for using light sleep and getting the button state when not plugged into a PC?

Six Causes of Alarm System Trouble

Learn more >> Communication Trouble If you have a telephone line connection to your alarm system, then trouble with that phone line can cause problems. There



Troubleshooting the Blink Sync Module: Offline Blinking Blue Light

Understanding the Blink Sync Module Offline The Blink Sync Module, which is an integral part of the Blink home security system, is responsible for connecting and managing the various Blink





Light Alarm

Light Alarm by slelas Clone & Edit Download Edit Light Alarm o Run on Arduino To program your Arduino from your browser, please use Google

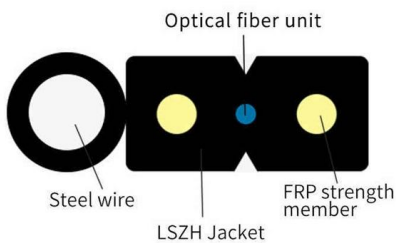


Car Alarm Problems: 8 Most-Common Issues & Solutions

Car alarms are meant to protect your car from thieves. They monitor the doors being opened, impacts on the outside surface, and should notify you

Smart plug that will detect when it is plugged in?

Not a smart device, just plugs into the wall and has a sensor attached to it. Here's a link to the device for more details. I want to make this device trigger other smart devices around the room. So, I was



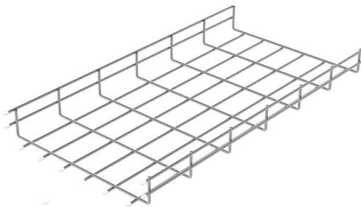
How to Troubleshoot Blink Sync Module Offline

Follow the suggested steps from the Sync Module Offline screen. Verify Wi-Fi connection is working: Reboot the router and wait for the internet to return. Verify



Make lights flash when alarm is triggered

Hi All, I have been doing some research on how to make my lights flash when my alarm is triggered and shut off when it is disarmed. I have seen various forum posts, and videos,




Understanding the LEDs on your Sync Module -- Blink Support

The LED indicators on the Sync Module Core, Sync Module XR, Sync Module 2, and Sync Module (1st Gen) are located on the top of the device. Below is a chart explaining the meanings of the LED

Light device is in malfunction

Verify the device is within range of the Z-Wave network. Try moving the light device closer to the panel, if possible. Power off the device, if possible. Wait a couple of minutes, and then power the device



Simplex SC UPC



Smoke Detector Green Light Not Turning On? Know

Panicking over why your smoke detector's green light is not on? We have your answer! Know the possible reasons and solutions and keep your



Sync Module Troubleshooting

Sync Module Placement: The Sync Module is in the same room as your router, but not too close, ensuring it's also positioned away from physical obstructions to avoid network interference.



How to Troubleshoot a Line Isolation Monitor That Is In Alarm

If you don't have a spare LIM and you have the Sentry 5 portable line isolation monitor, plug it into a receptacle that the defective LIM was monitoring. The Sentry 5 portable line isolation monitor will

Reliance Controls THP207 Plug-In Power Failure Alarm

Amazon The Reliance Controls plug-in power failure alarm comes complete with an 8-hour LED backup light. A great way to avoid mishaps caused



What Does AC Power Failure Mean on My Security System?

AC power failure on your security system means that the system is not receiving plug-in power from a wall outlet. To remain powered, the system has switched to its backup battery. A battery can only



Contact Us

For datasheets, pricing, or custom high-speed optical interconnect solutions, please visit:

<https://www.syropy.com.pl>