

21 Digital Wiring Unit





21 Digital Wiring Unit



UNIVERSAL 21-CIRCUIT+PRO PLUS AUTOMOTIVE

This is our 21-circuit pro plus series wire harness for when you just need to run all your standard running gear and aftermarket accessories eg: EFI engine

PLC Digital Signals Wiring Techniques

PLC Wiring Diagrams guide include the discrete signals wiring, PLC digital input modules wiring, PLC output modules wiring and basics of PLC



ESU

The 21 MTC adapter board is suitable for digitising a loco without interface and for the case you do not intend to wire the decoder freely. The adapter board offers a

Painless Wiring 21 Circuit Wiring Harness

Includes wiring harnesses, all connectors, brackets, flashers, and zip ties. I bought this harness for my hot rod, 21 circuits is more than enough for a no thrills hot rod.



21"d 5-Shelf Wire Shelving Units

To see the wire shelving unit's height options, simply click the product. Don't see the size that you need? Create your ideal storage with our individual wire shelves and posts.

21"d Wire Shelving

To see the wire shelving unit's height options, simply click the product. Don't see the size that you need? Create your ideal storage with our individual wire shelves and posts.



21 odel train ontrol Digital Allrounder


Through the already known and well-proven Z21 app, you will discover many functions and possibilities, which will allow you to create and experience your digital model railway world even more exciting.





ESU 51967 21 pin Adapter board

The 21 MTC adapter board is suitable for digitising a loco without interface and for the case you do not intend to wire the decoder freely. The adapter board offers a


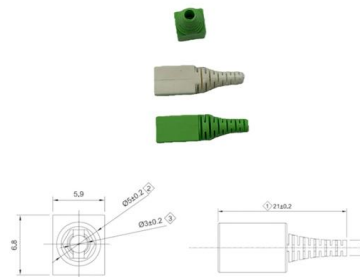


21 Position D-Sub Connectors - Mouser

Mouser offers inventory, pricing, & datasheets for 21 Position D-Sub Connectors.

How To Wire a m-Unit from Motogadget , Beginner Guide

Please refer to the mo.unit instructions for detailed information. If you have any questions regarding how to wire your motorcycle, feel free to ask them in the comments. I'm more than happy to help!



FuseBox 21 Way RCBO Consumer Unit

Upgrade to the FuseBox F2021M 21 Way RCBO Consumer unit. Quick and easy installation with AMD3 compliance. Get yours today!



EZ Wiring 21 Standard Wiring Harness

All EZ wiring kits use GXL 125 high temp cross linked polyethylene jacketed wire that is grease, oil, gas, and acid resistant. Each wire is labeled every 5 Its entire



An Introduction to the Ez Wiring 21 Circuit Harness

The Ez wiring 21 circuit harness offers ample circuit capacity, making it an ideal choice for custom-built vehicles or vehicles with extensive electrical systems.

Morse code

Morse code can be transmitted in a number of ways: Originally as electrical pulses along a telegraph wire, but later extended to an audio tone, a radio signal with



UNIVERSAL 21-CIRCUIT+PLUS AUTOMOTIVE

This is our 21-circuit plus series wire harness for when you just need to run all your standard running gear and after-market accessories eg: EFI engine management,



Home Page , Layout Concepts

Wiring doesn't have to be scary. ? Let's be honest, how many hours have you spent crouched under your baseboard with a hot soldering iron, praying for a clean joint while tryi



ESU

Our new adapter board 3 for decoders with 21MTC interface is best suited for everyone intending to digitise a loco without interface but with many functions without having to carry out major soldering

10834 Z21 Profi Digitalset

Sie können Ihre Z21-Digitalzentrale einfach, aufgrund der Vielzahl an Schnittstellen, erweitern. Somit ist diese auch die ideale Basis für eine PC gestützte Automatisierung. Inhalt: 1 Z21 Digitalzentrale. 1




BCM-50 Main Unit Wiring

BCM-50 Main Unit Wiring Main Unit telephony ports: You can connect 4 analog telephone lines, 4 analog telephony devices, and 12 digital telephones to the Main Unit.



21 Circuit Wiring Harness Instructions , DIY Installation

Discover how to install a 21 circuit wiring harness with our comprehensive, step-by-step instructions. Perfect for both DIYers and professionals.




21 Model train control

stem is the operation. For this reason, the Z21 system is of a simple, intuitive and clear design. In addition, this system makes contacts easily - the wide variety of interfaces possible, such as X-BUS,

FLASHER UNITS WIRING DIAGRAMS AND OPERATING

12 volt Negative Earth Part No. 0-744-14 Part No. 0-744-15 For use on 12 volt negative earth systems using 2/4 x 21 watt lamps, with or without side repeater lamps, incorporating warning light(s) in



21 Pin Dcc Decoder Wiring Diagram

By understanding the basics of wiring a 21 pin DCC decoder, you can easily set up your own digital command control system for your model train. With



21st Century Wire Membership, Original & Curated

21WIRE LIVE - SUNDAY WIRE EP 594 - The Dangers of a Dying Empire



21 Way 17th Edition Dual RCD Wylex Consumer Units

Description: 21 Way Dual RCD Split Load Consumer Unit, With 15 Outgoing Ways
Dimensions: 230 x 435 x 121mm (HWD).
Consumer Unit Includes:- 15 Outgoing

21 Pin Dcc Decoder Wiring Diagram

While the wiring may seem daunting at first, it is a relatively simple process that just requires a bit of attention to detail. As you dive into the world of 21 Pin DCC decoders, remember to



Wiring and block diagrams

This section contains the block diagram for the DI 8x24VDC HS module with the pin assignments for 1, 2 and 3-wire connection in Oversampling operating mode. You



Contact Us

For datasheets, pricing, or custom high-speed optical interconnect solutions, please visit:

<https://www.syropy.com.pl>